

**OFFICE OF THE DEPUTY COMMISSIONER, BUDGAM**

**Subject: - Minutes of Meeting regarding finalization of Stamp Duty rates in District Budgam.**

A meeting under the chairmanship of **Dr. Syed Fakhruddin Hamid (IAS)**, District Collector Budgam was held on 08-12-2022 regarding finalization of land rates for District Budgam under the provisions of J&K preparation and revision of market value guide lines/rules 2011.

The following officers participated in the meeting: -

1. Addl. Deputy Commissioner, Budgam.
2. General Manager DIC, Budgam.
3. Assistant Commissioner Panchayat, Budgam.
4. Executive Engineer R&B Division Budgam.
5. Divisional Forest Officer Budgam.
6. Executive Officer Municipal Committee Budgam/Chadoora/Khansahib/Charari-shareef/Beerwah, Magam.

At the outset The Assistant Commissioner Revenue, Budgam put forward the proposals submitted by the Sub-Divisional valuation Committee of the District. The District Collector (Deputy Commissioner Budgam) explained the importance of yearly revision of land rates. The chair also briefed the main objective of yearly revision of land rates.

The members/participants were provided the proposals (Revised Rates for the year 2023) furnished by the respective Sub-Divisional valuation committees of the district, who went through the proposals. In the past stamp rates were fixed for financial year 2021-22, however, as per SRO 221 Dated: 18-05-20218 the rule 5 of the Jammu and Kashmir preparation and revision of Market Value guidelines/Rules 2011 has been amended and the revised stamp rates are carried annually in the 1<sup>st</sup> week of January of each calendar year.

The proposals (revised rates for the year 2023) submitted by the Sub-Divisional Valuation Committees were examined by District Valuation Committee members and some changes were proposed. Keeping in view the




inflation of land rates, the District Valuation Committee members after thorough discussion and deliberations approved to submit the proposals before the Divisional Level Committee for its acceptance.

The meeting ended with a vote of thanks to the chair.

No.:-DCB/3a/2022/Minutes/5161-62

Dated :- 14/12/2022.

  
Assistant Commissioner Revenue  
Budgam

Copy to: -

1. Financial Commissioner Revenue for favour of information.
2. Divisional Commissioner Kashmir for favour of information.
3. Deputy Commissioner Stamps for favour of information.
4. All Committee members for information and necessary action.



**Government of J&K**  
**Office of the Deputy Commissioner of Stamps,**  
**Kashmir Division, Srinagar**

**Subject:** Minutes of the meeting of Divisional Valuation Board for finalization of land rates in Kashmir Division under the provisions of J&K Preparation and Revision of Market Value Guide lines Rules.

The Divisional Valuation Board is constituted and mandated by J&K Preparation and Revision of Market Value Guidelines Rules,2011 as :

- a) To receive information/data of property transactions entered by the District Valuation Committee along with the provisional rates for analysis and final approval;
- b) To evolve norms for fixation of market values in respect of valuation of land, buildings and various kind of interests in the immovable property.

In order to frame the land rates, rates of buildings and various kinds of interests in the immovable property, a meeting was convened in the meeting hall of Divisional Commissioner, Kashmir on 24<sup>th</sup> of December, 2022 at 10.30 A.M. under the chairmanship of Divisional Commissioner, Kashmir, (Chairman Divisional Valuation Board).

The following members of the Divisional Valuation Board, Kashmir ensured their presence in the meeting.

01	Additional Inspector General of Registrations
02	Chief Engineer, PWD (R&B), Kashmir
03	Chief Town Planner, Srinagar
04	Director Land Records
05	Director Agriculture
06	Chief Conservator of Forests
07	Deputy Commissioner of Stamps

All the Deputy Commissioners of Kashmir Valley attended the meeting virtually except Deputy Commissioner, Srinagar who was represented

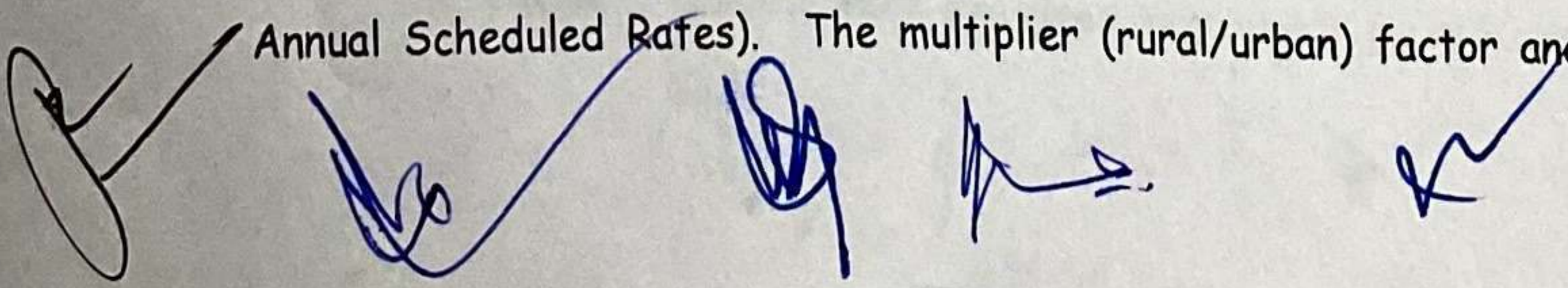
*ML*  
*DK*  
*[Handwritten signatures]*

by Additional Deputy Commissioner, Srinagar in person. The proposals put forth by the Deputy Commissioners were thoroughly deliberated upon in consonance with the provisions of SRO 304. The Chairman emphasized the need to follow the rules strictly in preparation of the market valuation rates for land, build-up property and plots as per Form I, II, III and IV. It was enjoined upon by the Board that taking into account the impact of COVID lockdown and restriction of economy in general, rates should not be escalated too much. The Deputy Commissioner of Stamps, Kashmir gave overall view of the proposals of the different Districts of Kashmir and put forward the proposals submitted by the various Districts of Kashmir valley. Further, the Board expressed that the rates should not be in fractions but should be rounded to next 100. Further, the chair impressed upon the Deputy Commissioners that rates should be augmented in such a way that the concerned authorities should not face any problem during acquisitions as well.

Whereas, transfer of Registration work from Judiciary to Revenue Department, in most of the cases, Sub Divisional Magistrates/ACR are the Sub Registrars for Registration. These officers also function as Collectors/CALA for Land Acquisition. Experience of Collector land acquisition and registration needs to be properly synergized to prepare the Market Valuation Rates as actual as the real estate market rates are;

Whereas, these rates are arrived at after collecting information/data which has bearing upon market value of immovable property, in a coherent way of three tier committees of multi departmental officers viz Sub District, District and Divisional Level Committees comprising officers from Registration, Finance, Revenue, PWD, Town Planning, Land Records, Agriculture, Forest, Industry, Municipal Bodies etc.

Whereas, the Market Value of Land under the Right to Fair Compensation and Transparency in Land Acquisition, Rehabilitation and Resettlement Act, 2013 is defined in clause (u) of section 3 and to be determined in accordance with section 26 of the said Act. The main source of arriving at Market Value of Land is the market value, specified in the Indian Stamp Act, 1899 (in case of Jammu and Kashmir it is the Stamp Act svt. 1977) for the registration of sale deeds in the area, where the land is situated. Basis of valuation of land in land acquisition cases under the Act of 2013 is the Annual Market Valuation Rates (It is also called as Annual Scheduled Rates). The multiplier (rural/urban) factor and solatium are

Handwritten signatures and marks at the bottom of the page, including a large signature on the left and several smaller ones with arrows pointing to the text above.

based upon the Market Value of land. Section 28 of the Act gives seven parameters to be considered by the Collector in determination of award, first and prime importance is given to the Market Value as determined under section 26 of the Act. There cannot be a major difference between Market Rates prepared for assessing Stamp duty to be charged and land compensation to be given. The Act of 2013 recognizes Market Valuation rates prepared for assessing stamp duty as basis and there upon multiplier factor and solatium is to be given at fixed rates;

The Board after perusing rates recommended by the District Valuation Committees approved the same as under:-

District Srinagar.

The proposals submitted by the District Valuation Committee were examined by the Board and it has been noticed that the rates have been increased by 1-2% over the previous year rates i.e. 2022. The members of the board after thorough deliberations approved the proposals as such.

District Ganderbal


The proposals submitted by the District Valuation Committee of District Ganderbal have been given thorough examination by the members of the Board and it has been observed that the valuation has been increased by 1 to 2% over the previous year i.e. 2022 and rates in most of the areas of Tehsil Lar have been kept same. After marathon deliberations, proposals were approved by the Divisional Valuation Board, as such.

District Kupwara.

The district valuation committee has given hike of 1 to 4% on the land rates over the previous year i.e. 2022. The members of the board examined the proposals threadbare and discussed the proposals and were approved by the Divisional Valuation Board, as such.

District Pulwama

The proposals submitted by the District Valuation Committee of the District Pulwama were examined thoroughly by the members of the



Divisional Valuation Board and it has been observed that valuation of the land has been increased by 1% over the previous year i.e. 2022. The proposals have accordingly been approved.

District Anantnag

The members of the Divisional Valuation Board thoroughly examined the proposals furnished by the District Valuation Committee of the District and it has been noticed that land rates have been increased by 1 to 2% over the previous year i.e. 2022. The proposals were discussed, deliberated upon and accordingly approved, as such.

District Budgam

The proposals submitted by the District Valuation Committee were examined threadbare and it has been noticed that land rates have been increased by 1 to 3% over the previous rates of the year 2022. The proposals were discussed, deliberated upon and approved accordingly, as such.

District Kulgam


The District Valuation committee has furnished proposals which were examined thoroughly and it was observed that hike has been given to the valuation by 1 to 2% over the previous year i.e. 2022. The members discussed the proposals, deliberated upon, and the rates were approved, as such by the Divisional Valuation Board.

District Shopian

The District Valuation Committee has kept rates more or less same as were prevalent during the preceding year i.e. 2022. The issues were discussed and deliberated upon thoroughly. The rates were approved as proposed by the Divisional Valuation Board.

District Bandipora

The proposals submitted by the District Valuation Committee were examined threadbare and it was noticed that land rates have been



increased by 1% over the previous rates of the year 2022. The proposals were discussed, deliberated upon and approved accordingly, as such.

District Baramulla

The District Valuation committee has furnished proposals which were examined thoroughly and it was observed that hike has been given to the valuation by 1% over the previous year i.e. 2022. The members discussed the proposals and deliberated upon, and approved, as such by the Divisional Valuation Board.

The Board approved the rates with the broad guidelines as under:

1/ In order to assess the instruments for proper stamp duty, the Sub Registrars shall see that the instruments presented for registration is fully and finally setting forth description of immovable property; namely (rule 3)

- i) In case an instrument relating to agriculture the land is irrigated or not, and if irrigated, whether irrigation is for one crop or for two crops.
- ii) In case of an instrument relating to transaction of any immovable property in urban or rural area except agricultural land;
  - a) Area of Plot, area of plinth, floors of building
  - b) Year of construction.




2/ Rates for construction. The rates per square meter for construction of buildings for the year 2023 for constructions should be as follows:


- a) As per the table of CE-PWD.
- b) As per the Category of specifications viz single, double, three four and five storied buildings.
- c) Rate of depreciation:

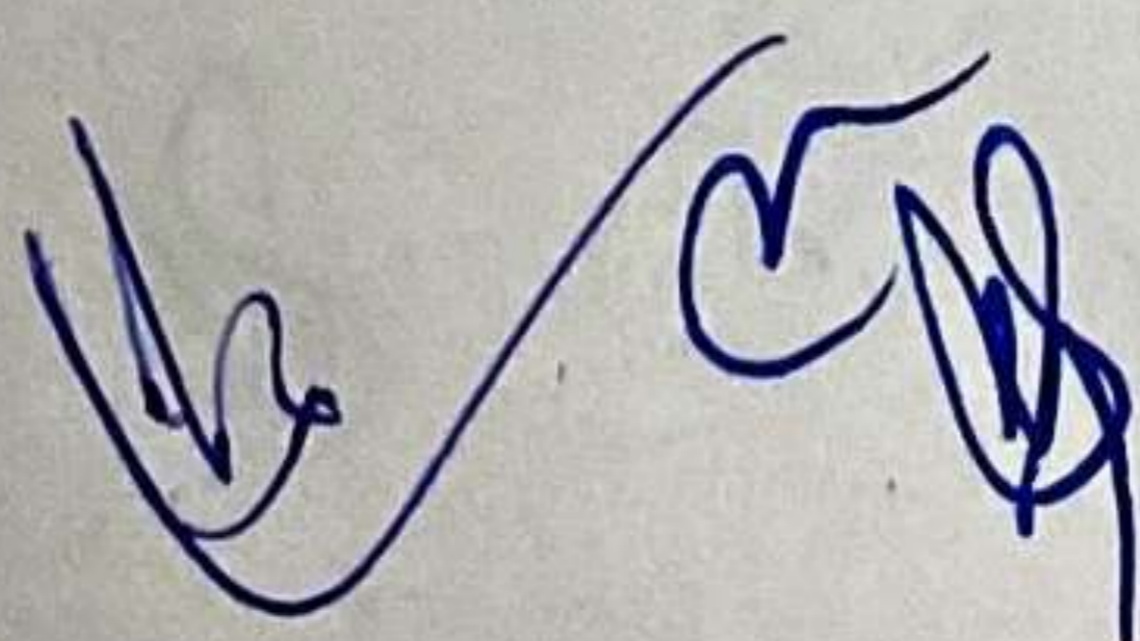
$$Q = (1 - P) \times R \times 1e / I$$


Where R = Reproduction cost of structure/asset

P = Salvage value in percentage







$1e$  = Equivalent spent life of the building  
in year

$l$  = Economic life of building which shall  
dep c

Category/type of construction of building

Example

If  $R = 50$  Lac

$P = 10\%$

$1e = 30$  years (age)

$l = 80$  years

Therefore  $Q = (1 - \frac{10}{100}) \times 50 \times \frac{3}{80}$

$Q = 0.90 \times 50 \times \frac{3}{80}$

$Q = 16.875$  Lakhs

3/For the purpose of valuation the properties falling under no development zone in the Master Plan of Srinagar city or any other area, such as utility and services, parking, parks, Gardens, play grounds, conservation Reserves, Biodiversity park, buffers of water bodies/Rivers/ Canals/ Streams/ Wetlands, cremation and burial grounds and areas restricted for development shall be valued at 25% less than the stamp duty rates of that area/Villages applicable for agriculture land in / near the area. For claiming this benefit, the certificate from Chief Town Planner Kashmir shall be obtained and attached in original. However, sale purchase of land in these "No Development Zone" shall be put to use for the purpose as specified in the Land use Policy of Master plan only. Also, for green zone areas the rates shall be valued 25% less than the Stamp Duty rates of that area/village. The master plans should be khasra wise and depicts khasra No: of every land use, as far as possible.



4/Non-agricultural potential land:- Lands for which District Collector issues permission from agriculture to non agriculture shall be valued thereafter as having potential residential/commercial use depending upon the purpose for which the land has been converted.

5/Valuation of Industrial plots: - located in the Industrial estate shall be done as per rates fixed by the SIDCO/Industries Department as per Govt policy.

6/Doubt/difficulty regarding location of property falling in a particular Mohallah or area, in Srinagar or any city: Srinagar being thickly populated and rates are worked out as per Mohalla/area, there may be difficulty in locating the property. In such cases, the Certificate of Tehsildar concerned shall be called for and attached with the instrument of registration. Missing Mohalla/Gallies/localities in Urban area shall be considered at par with the adjacent Gali/locality rates whichever is higher and certificate from Tehsildar should be called for and attached with the instrument of registration.


7/Commercial spaces such as shops, food courts/ Restaurants/Departmental stores, shopping centers, business establishments, entertainment zones and other allied activities housed in a series of connected or adjacent buildings or in single large buildings shall be valued with 25% additional valuation of the area in which the shopping Mall falls.


8/The property (land and structure) that falls in the mixed use Zone and or in the designated road covered under the mixed use policy as per the land use of the Master Plans provisions shall be valued at par with the higher value of the area where it is located.


9/Lease deeds under Land Grants Acts shall be valued at the rates applicable to the area in which the property is situated and for which it is given.

10/Valuation of property in multi-story buildings shall be done at 100% for Ground and First floor and thereafter 90% of the Market value rates.

Ans.














Property located in basement (below the ground floor) shall also be valued at 90% of the rates.

11/If sub registrars require guidance on valuation of a property, they shall obtain as per provisions of Stamps Duty Act, Section 47 of J&K Stamps (Prevention of Undervaluation of Instruments) Rules, 2011.

12/If more than one benefit is to be availed as per valuation factors explained herein above, adjudication is necessary under section 31 of J&K Stamps Act, smvt. 1977 by viz a viz valuation.


Recently the Government of J&K has made an amendment in "J&K Preparation and Revision of Market Value Guidelines Rules of 2011" and an S.O. No: 616 has been issued in this regard dated: 21/11/2022 and form IV was added as per this S.O. for determination of land rates for Industrial plots.

Since the Department of Industries and Commerce and Organizations like SIDCO and SICOP already notifying the rates for Industrial plots which are provided on lease and may vary from year to year. It has been decided in the meeting that form IV will not be incorporated in the land rates to be notified for 2023. In this regard if the Department of Industries and Commerce Organizations like SIDCO and SICOP have any valuable suggestions for fixation of rates for Industrial Plots, same may be brought to the notice of Divisional Valuation Board so that necessary action will follow in next Divisional Valuation Board meeting.


The approved rates shall be effective from 1st of January, 2023 to 31<sup>st</sup> of December, 2023. Accordingly, all the Deputy Commissioners are impressed upon to notify the same as per rule 4 of J&K Preparation and Revision of Market Value Guidelines Rules 2011 and upload the approved stamp rates for the year 2023 on their respective district administration websites on 1st January, 2023 for information of all. The DIO, NIC is also enjoined upon to create a link from the website of Divisional Commissioner, Kashmir for accessing the stamp rates of all districts and the District


Development Commissioners will submit the compliance report in this


regard immediately.

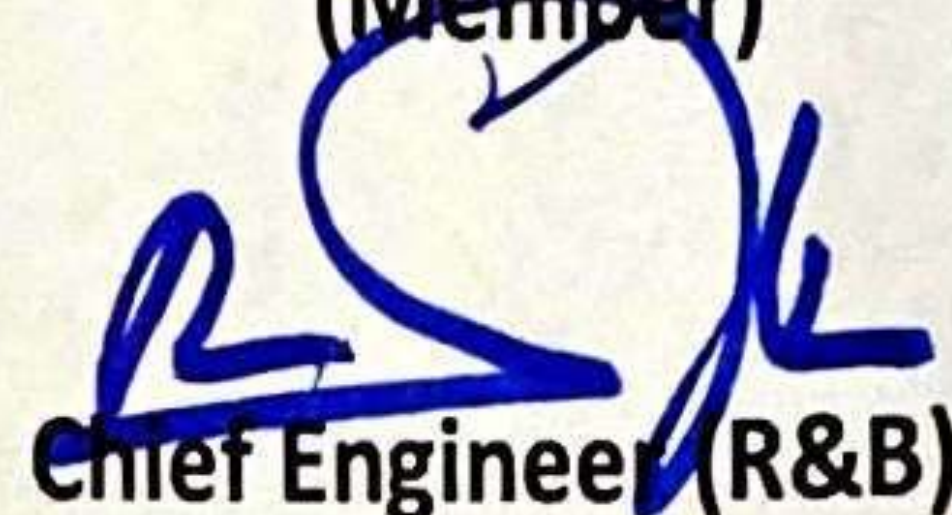
  
Deputy Commissioner of Stamps  
(Convener)

  
Chief Conservator of Forests  
(Member)


  
Regional Director Survey & Land  
Records (Member)


  
Director, Agriculture, Kmr.  
(Member)

  
Chief Town Planner  
(Member)

  
Chief Engineer (R&B)  
(Member)

  
Additional Inspector General  
of Registrations (member)

  
Additional Commissioner,  
(Co opt member)

  
Divisional Commissioner, Kashmir  
(Chairman)  
Divisional Valuation Board, Kashmir

No 363-82/Dck/Stamps.

Dated: 27/12/2022

Copy to the:

All Concerned.



GOVERNMENT OF JAMMU & KASHMIR

**OFFICE OF THE DEPUTY COMMISSIONER/DISTRICT COLLECTOR**  
**BUDGAM**

Subject:- Preparation and Revision of Market Value/Stamp Duty Rates for the year 2023 in respect of District Budgam.

**NOTIFICATION**

In exercise of the powers vested in me vide sub rule (2) of Rule 4 of SRO-303 dated 04-10-2011 and SRO-379 dated 22-12-2011 of J&K Preparation and Revision of Market Value Guidelines Rules 2011 read with SRO-221 of 2018 dated 18-5-2018 issued by the Finance Department, J&K Government and also on the basis of the approval conveyed by the Divisional Valuation Board vide No. 363-82/DCK/Stamps dated 27-12-2022, the rates of the immoveable property of District Budgam for the Calendar Year 2023 are hereby notified as shown in the statements appended to this notification.

**The rates shall remain in force w.e.f 01-01-2023 to 31-12-2023.**

No:-DCB/SQ/2022/Stamp Rates 2023/ 5563-76

Dated:-30/12/2022

Sd/-  
Deputy Commissioner/  
District Collector  
Budgam

Copy to:-

1. Financial Commissioner (Revenue), J&K for information.
2. Commissioner/Secretary to Govt. Revenue Department, J&K for information.
3. Divisional Commissioner, Kashmir for information.
4. Inspector General of Registration, J&K for information.
5. Deputy Commissioner Stamps, Srinagar for information.
6. Registrar Budgam for information.
7. Superintending Engineer R&B Division Srinagar/Budgam for information.
8. General Manager, District Industries Centre, Budgam for information.
9. Sub Registrar Budgam/Beerwah/Chadoora Khansahib for information & n/action.
10. District Informatics Officer, NIC Budgam with the request to upload the revised stamp rate 2023 on the district website.

  
Assistant Commissioner (Rev)  
Budgam

**OFFICE OF THE DEPUTY COMMISSIONER BUDGAM**

**FORM I (District Budgam)**

**Market Value Guidelines of Urban Plots for the Calender Year 2023**

Name of City	Ward No.	Name of Mohalla/Colony/Society/Street	Value of Plot Per Kanal in lacs	
			Residential	Commercial
1	2	3	4	5
<b>S.No. 1 Tehsil Budgam</b>				
Budgam	1	GANIE MOHALLA/ USTAD MOHALLA	59.40	66.90
	2	KHANPORA	33.50	39.60
	3	HAKNI PORA	57.00	62.00
	4	WAHADATPORA	59.40	76.80
	5	BAZAR MOHALLA	74.30	80.50
	6	KALPORA/ Zabermohalla	49.50	62.00
	7	WADIR PORA/ NARASPORA	59.40	68.10
	8	HOUSING COLONY OMPORA	42.10	56.90
	9	DHOBI MOHALLA	69.30	84.10
	10	KASHEE PAL MOHALLA	64.40	84.10
	11	PARRAY AANGAN	64.40	76.80
	12	KHARPORA	60.60	78.00
	13	MOHAN PORA	60.60	68.10
SMC	-	Humhama	85.20	91.30
	-	Bemina	65.40	82.80
	-	Narkara	63.10	70.20
	-	Rangred	72.60	76.10
	-	Gogoo	72.60	76.10
	-	Wawoosa	72.60	76.10
	-	Watdooru Galwanpora	74.90	79.70
<b>S.No. 2 Tehsil Khansahib</b>				
Khansahib	1	Main Market	18.00	28.80
	2	Iqbal Colony	13.70	15.90
	3	Gulberg Colony	13.70	15.90
	4	Umer Colony	13.70	15.90
	5	Pamposh Colony	13.70	15.90
	6	Astan Mohalla	13.70	15.90
	7	GulBhave Colony	13.70	15.90
<b>S.No. 3 TEHSIL CHADOORA</b>				
CHADOORA	1	Durbugh A	37.70	43.60
	2	Durbugh B	37.70	43.60
	3	Doyen A	37.70	43.60
	4	Doyen B	37.70	43.60
	5	Noorabad	38.90	55.30
	6	Aalipora	37.70	50.60
	7	Herpora	53.20	55.30
	8	Alamdar Mohalla	54.20	55.30
	9	Shahi Hamdan Mohalla	54.20	55.30
	10	Gamandar	54.20	56.60
	11	Chinar Bagh	54.20	56.60
	12	Panzipora	54.20	55.30
	13	Yatoo Mohalla	56.60	57.80

795

Handwritten signature

90

Handwritten signature

Handwritten signature

Executive Officer  
Municipal Committee  
Khansahib

Handwritten signature

Handwritten signature

CHIEF EXECUTIVE OFFICER  
MUNICIPAL COUNCIL  
BUDGAM

Handwritten signature  
Executive Officer  
Municipal Committee  
Chadoora

**S.No. 4 TEHSIL CHARARISHARIEF**

CHARARISHARIEF	1	Karim Abad	25.80	28.30
	2	Sheer Abad	25.80	28.30
	3	Shah Abad	25.80	28.30
	4	Reshi Abad	25.80	28.30
	5	Waza Bagh	25.80	28.30
	6	Noor Abad	25.80	28.30
	7	Sharief Abad	25.80	28.30
	8	Gulshan Abad 'A'	25.80	28.30
	9	Gulshan Abad 'B'	25.80	28.30
	10	Sarfakhud	23.60	26.00
	11	Nundreshi Colony	25.80	30.90
	12	Alamdar Basti Phase 1st	25.80	30.90
	13	Alamdar Basti Phase 2nd	25.80	30.90
	14	Nowhar	25.80	30.90
	15	Rozbai	25.80	30.90

**S.No. 5 Tehsil B.K Pora No Urban Plots**

**S.No. 6 TEHSIL MAGAM**

Magam	1	Yagipora A	55.50	86.40
	2	Yagipora B	55.50	86.40
	3	Yagipora C	55.50	86.40
	4	Kuchapora	55.50	86.40
	5	Jamia Mohalla	55.50	86.40
	6	Astan pora	55.50	86.40
	7	Alamdar pora	55.50	86.40
	8	Baba pora	55.50	86.40
	9	Zakir pora	55.50	86.40
	10	Haft Chinar	55.50	86.40
	11	Kral Pora	55.50	86.40
	12	Danger Pora	55.50	86.40
	13	Sofi Pora	55.50	86.40

**S.No. 7 TEHSIL KHAG**

the whole of the Tehsil Khag falls under rural area. So the information may be treated as nil

**S.No. 8 TEHSIL NARBAL**

Srinagar	N/A	Main goripora	44.40	48.10
	N/A	Dumele mohallah	53.30	71.10
	N/A	Kirmani Abad	53.30	71.10
	N/A	Ghat	44.40	62.20

**S.No. 9 TEHSIL BEERWAH**

BEERWAH	1	HASSAN ABAD	31.90	47.20
	2	CHANNA MOHALLA	31.90	47.20
	3	YOUSF ABAD	31.90	47.20
	4	KHAWAJA MOHALLA	31.90	47.20
	5	DHOBI MOHALLA	31.90	47.20
	6	USMAN ABAD	31.90	47.20
	7	ZARGAR MOHALLA	31.90	47.20
	8	TAKIYA LALSAHAB	31.90	47.20
	9	JAMMIA ABAD	31.90	47.20
	10	SHEIKH PORA	31.90	47.20
	11	SIRSYED COLONEY	31.90	47.20
	12	KISSAN MOHALLA	31.90	35.30
	13	KHOJA MOHALLA S.PORA	31.90	35.30

795  
E. S. S.

902

*[Handwritten signature]*

*[Handwritten signature]*

Executive Officer  
Municipal Committee  
Kharisahlb

*[Handwritten signature]*

*[Handwritten initials]*

**OFFICE OF THE DEPUTY COMMISSIONER BUDGAM**

**FORM II (District Budgam)**

**Market Value Guidelines of the Urban built up properties for the year 2023**

Name of the City	Ward No.	Mohalla/Society/Street	Value of built up property per sq. met.						
			Residential				Shop	Office	Godown
			If roof of RCC	If roof made of RBC Girder	If roof made of [asbestos] sheets/tin sheets/English tiles	If roof made of Kacheha/Bamboo			
1	2	3	4	5	6	7	8	9	10

**S.No. 1 Tehsil Budgam**

Budgam	All Wards	All Mohalla's	Single storey=18830 per Sq Mtr , Double Storey=28730 per Sq Mtr	Single storey=19690 per Sq mtr Double storey=29590 per Sq mtr	Single storey=15820 per Sq.mtr ,Double storey=22810 per Sq. mtr	Single storey=9360 per Sq.mtr, Double storey=19150 per Sq.mtr	19910per Sq.mtr	19800per Sq.mtr	19480per Sq.mtr
--------	-----------	---------------	---	---	---	---	-----------------	-----------------	-----------------

  
 CHIEF EXECUTIVE OFFICER  
 MUNICIPAL COUNCIL  
 BUDGAM



S.No. 2 Tehsil Khansahib									
MC Khansahib	All Wards	All Mohalla's	(a) Rs 18729 per Sq.mtr for single storey (b) Rs28682 per Sq.mtr for double storey	(a) Rs19680 per sq.mtr for single storey (b) Rs 29535 per Sq mtr for double storey	(a) Rs 15792 per Sq.mtr single storey (b) Rs 22808 per sq.mtr for double storey	(a) 9342 per sq.mtr for single storey (b) 19162 per sq.mtr for double storey	Rs19871 per sq.mtr	Rs 19782 per sq.mtr	Rs 19483 per sq.mtr
S.No. 3 Tehsil Chadoora									
MC Chadoora	All Wards	All Mohalla's	(a) Rs 18729 per sq.mtr for single storey (b) Rs28682 per sq.mtr for double storey	(a) Rs19680 per sq.mtr for single storey (b) Rs 29535 per sq.mtr for double storey	(a) Rs 15792 per sq.mtr for single storey (b) Rs 22808 per sq.mtr for double storey	(a) 9342/Sqm for single storey (b) 19162/Sqm for double storey	Rs19871 per sq.mtr	Rs 19782 per sq.mtr	Rs 19483/Sqm or

*[Signature]*  
Executive Officer  
Municipal Committees  
Chadoora

795  
96

*[Signature]*  
Executive Officer  
Municipal Committee  
Khansahib

*[Signature]*

*[Signature]*



S.No. 4 Tehsil Charar-i-Sharief									
MC CHARARARIS HARIEF	All Wards	All Mohalla's	(a) Rs 18729 per sq.mtr t for single storey (b) Rs28682 per sq.mtrt for double storey	(a) Rs19680/sqm for single storey (b) Rs 29535/ Sqm for double storey	(a) Rs 15792/Sqm or single storey (b) Rs 22808/Sqm for double storey	(a) 9342 per sq.mtr for single storey (b) 19162 per sq.mtr for double storey	Rs19871/Sq m	Rs 19782/Sq m	Rs 19483 per sq.mtr
S.No. 5-Tehsil B. K Pora									
-	-	-	-	-	-	-	-	-	-
S.No. 6-Tehsil Magam									
Magam	All Wards	All Mohalla's	a) Rs 20355 per Sq.met for single storey b) Rs 23968 per Sq.met for double storey	(a) Rs 21440 per sq.met for single storey (b) Rs 32160 per Sq.met for double storey	(a) Rs17204 per Sq.met for single storey (b) Rs 24838 per Sq.met for double storey	(a)Rs 10160 per Sq.met for single storey (b) Rs 20860 per Sq.met for double storey	Rs 21645 per Sq. met	Rs 21548 per Sq.met	Rs 21236 per sq.met

Signature

90

Signature  
 Officer  
 Municipal Committee  
 Khansahib

Signature

Signature

Signature

S.No. 7-Tehsil Beerwah									
BEERWAH	All Wards	All Mohalla's	A) Rs 20354 per sq. met for single storey b) Rs 31419 per sq.met for double storey	(a) Rs 21440 per sq.met for single storey (b) Rs 32161 per Sq.met for double storey	(a) Rs 17204 per /per sq.met for single storey (b) Rs 24838 /per sq.met for double storey	(a)Rs 10161/per sq.met for single storey (b) Rs 20860 per sq.met for double storey	Rs 21645 per sq.met	Rs 21548 per sq.met	Rs 21236 /per sq.met
S.No. 8-Tehsil Narbal									
Srinagar	All Wards	All Mohalla's	A) Rs 20408per sq.met for single storey b) Rs 31483 per sq.met for double storey	(a) Rs 20408per sq.met for single storey (b) Rs 32225per sq.met for double storey	(a) Rs17301 per sq.met for single storey (b) Rs 24903per sq.met for double storey	(a)Rs 10204 per sq.met for single storey (b) Rs 20935 per sq.met for double storey	Rs 21709 per sq.met	Rs 21602 per sq.met	Rs 21268 per sq.met
S.no. 9-Tehsil Khag									
-	-	-	-	-	-	-	-	-	-

703

9/12/20 99

Shah  
Executive Officer  
Municipal Committee  
Khansahib

Handwritten signature and initials.

**OFFICE OF THE DEPUTY COMMISSIONER BUDGAM**


**Form-III (District Budgam)**

**Market value Guideline of Agriculture Land for the year 2023**

**Value per Kanal (Rupees in Lacs)**

S.No	Patwar Halqa	Name of the Village	Mohalla / Khait / Taraf etc	Residential	Commercial	Irrigated		Un-Irrigated	
						Agriculture	Horticulture	Agriculture	Horticulture
1	2	3	4	5	6	7	8	9	10
<b>1. Tehsil Budgam.</b>									
1		BUDGAM (Rural)	-	-	-	41.20	43.50	27.70	31.10
2		KHANPORA	-	-	-	20.30	23.20	18.10	20.30
3		SURAD	-	20.20	25.20	18.80	19.60	15.10	17.10
4		RAZWAN	BON MOHALLAH	32.40	40.50	18.80	21.20	16.90	19.40
			MOQDAM MOHALLAH	30.00	36.50	18.80	21.20	16.90	19.40
			RATHER MOHALLAH	30.00	36.50	18.80	21.20	16.90	19.40
5		DARDPORA	-	27.30	33.30	16.90	19.20	15.40	17.70
6	Pallar	PALLAR	WANI MOHALLAH	32.80	37.80	23.80	27.10	15.50	17.70
			DAR MOHALLAH	32.80	37.80	23.80	27.10	15.50	17.70
			PAUL MOHALLA	33.00	37.80	23.80	27.10	15.50	17.70
7		MIRGUND	BAZAR MOHALLAH	37.80	47.80	24.40	26.90	21.00	22.70
			SYED MOHALLAH	34.80	39.90	24.40	26.90	21.00	22.70
8		KARIPORA	-	36.20	41.60	22.30	25.90	17.70	19.90
9		RESHIPORA	BON PORA	29.60	37.00	17.40	19.20	17.40	19.20
			RIZVI MOHALLAH	40.60	51.70	17.40	19.20	17.40	19.20
10		BODUNA	-	40.60	51.70	17.40	19.20	17.40	19.20
11		CHOU DRIBAGH	-	40.60	51.70	17.40	19.20	17.40	19.20
12		CHECK KAALI KHAN	-	40.60	51.70	17.40	19.20	17.40	19.20
13.	Choon	CHOON	-	19.40	25.10	13.90	14.60	11.80	13.00
14.		MAMATH	-	19.40	25.10	13.90	14.60	11.80	13.00

  
 DEPUTY COMMISSIONER  
 MUNICIPAL COMMISSIONER  
 BUDGAM



Executive Officer  
 Municipal Committee  
 Budgam

15.		HANDJAN	-	17.70	23.00	12.70	13.30	10.70	11.80
16.		KURHAMA	-	17.70	23.00	12.70	13.30	10.70	11.80
17.		NAGRADHKHAH	-	19.40	25.20	13.90	14.60	11.80	13.00
18.		RETNIPORA	-	17.70	22.90	12.70	13.30	10.70	11.90
19.		HUROO	-	29.60	37.00	21.50	22.50	17.10	17.70
20.		THOKARPORA	-	17.80	23.10	12.80	13.40	10.80	12.00
21.	Juhama	JUHAMA	-	14.60	19.40	10.80	12.20	8.50	9.70
22.		HEEWUDAR	-	13.30	17.80	9.80	11.10	7.80	8.90
23.		MAHAWARA	-	14.50	19.40	10.80	12.20	8.50	9.80
24.		CHANDPORA	-	17.70	23.00	12.70	13.30	10.70	11.80
25.		LABERTAL	-	17.70	23.00	12.70	13.30	10.70	11.80
26.		DOONSUNAR	-	8.20	12.60	4.10	4.60	4.00	4.60
27.	Jawalapora	JAWALAPORA	JAMIA MASJID	18.50	23.00	12.70	13.30	10.70	11.80
			MOHALAH	17.70	23.00	12.70	13.30	10.70	11.80
			ASTAN PORA	17.70	23.00	12.70	13.30	10.70	11.80
			BON PORA	17.70	23.00	12.70	13.30	10.70	11.80
28.		KISHTWAR	-	17.70	23.00	12.70	13.30	10.70	11.80
29.		HAYATPORA	-	17.70	23.00	12.70	13.30	10.70	11.80
30.		GOJURA	-	17.70	23.00	12.70	13.30	10.70	11.80
31.		CHECK GOJURA	-	17.70	23.00	12.70	13.30	10.70	11.80
32.		AUDOORA	-	17.70	23.00	12.70	13.30	10.70	11.80
33.	Sundipora	SUNDIPORA	PETH PORA	17.70	23.00	12.70	13.30	10.70	11.80

948

*[Handwritten signature]*

*[Handwritten signature]*

*[Handwritten signature]*  
 Executive Officer  
 Municipal Committee  
 Khansahib

*[Handwritten signature]*

*[Handwritten signature]*

		BON PORA	17.70	23.00	12.70	13.30	10.70	11.80	
34.		ZAZBUGH DALWAN	-	17.70	23.00	12.70	13.30	10.70	11.80
35.		BANDIBAGH	-	17.70	23.00	12.70	13.30	10.70	11.80
36.		SHOGHPORA	-	17.70	23.00	12.70	13.30	10.70	11.80
37.		TILANPORA	-	17.70	23.00	12.70	13.30	10.70	11.80
38.		GUZARGUND	-	17.70	23.00	12.70	13.30	10.70	11.80
39		PATWAW	-	19.40	23.10	14.00	14.60	11.70	13.00
40.	ICHGAM	ICHGAM	BAZAR MOHALLAH	40.80	52.00	17.80	19.50	17.80	19.50
			SADAT MOHALLAH	40.80	52.00	17.80	19.50	17.80	19.50
			KUMAR MOHALLAH	40.80	52.00	17.80	19.50	17.80	19.50
41		Qazi Bagh	QAZI BAGH	40.60	51.70	17.70	19.40	17.70	19.40
42		HARGIGUND	-	40.60	51.70	17.70	19.40	17.70	19.40
43		ZOORIBAGH	-	44.60	56.80	19.40	21.40	19.50	21.40
44		ZOORIGUND	-	40.60	51.80	17.70	19.40	17.70	19.40
45	ICHKOOT	ICHKOOT	ARAMPORA	19.40	25.10	14.00	14.60	11.80	13.00
			PUSHPORA	19.40	25.20	14.00	14.60	11.80	13.00
			QASAI MOHALLAH	19.40	25.20	14.00	14.60	11.80	13.00
46		KARGAM PALCHATI	-	17.70	23.00	12.70	13.30	10.70	11.90
47		MUNIPAPAY	-	17.70	23.00	12.70	13.30	10.70	11.90
48		SUNERGUND	-	17.70	23.00	12.70	13.30	10.70	11.90
49	GUDSATHOO	GUDSATHOO	DAR MOHALLAH	19.40	25.20	15.10	15.90	12.80	14.10
			MOGDAM MOHALLAH	19.40	25.20	15.10	15.90	12.80	14.10
			ASTAN PORRA	19.40	25.20	15.10	15.90	12.80	14.10
50		CITHRU	-	17.70	23.00	12.70	13.30	10.70	11.90
51		DANGERPORA	-	17.70	23.00	12.70	13.30	10.70	11.90
52		NAROO	-	17.70	23.00	12.70	13.30	10.70	11.90
53		BAGH SAHIB RAM	-	17.70	23.00	12.70	13.30	10.70	11.90
54		LALGUND	-	19.40	25.10	15.70	18.00	12.70	13.70
		LALGAM	-	19.40	25.20	15.70	18.00	12.70	13.70

*Handwritten signature*

*Handwritten signature*

*Handwritten mark*

*Handwritten signature*

Executive Officer  
Municipal Committee  
Kiansahib

*Handwritten signature*

*Handwritten signature*

55	BEMINA	BEMINA	-	-	-	37.20	39.30	37.20	39.30
56		HAJIBAGH	-	37.20	48.00	20.00	21.60	18.30	17.60
57		DANDOOSA	-	37.80	44.60	20.00	21.60	18.30	17.60
58		SHARIF ABAD(MC Srinagar)	IMAMBADA MOHALLAH	37.40	48.30	20.00	21.60	18.30	17.60
	RIZVI MOHALLAH		37.40	48.30	20.00	21.60	18.30	17.60	
	RATHER MOHALLAH		37.40	48.30	20.00	21.60	18.30	17.60	
59		HANJAK	DAR MOHALLAH	37.20	48.10	20.00	21.60	18.30	17.60
	WANI MOHALLAH		37.20	48.10	20.00	21.60	18.30	17.60	
60	Humhama (Rural)	HUMHAMA	-	-	-	59.10	62.80	51.70	55.50
61	Gogoo (Rural)	GOGOO	-	-	-	51.70	53.90	44.40	46.60
62	Rangred(Rural)	RANGRED	-	-	-	44.40	46.60	39.90	42.10
63		NAMBAL NARKARA	-	56.20	66.60	29.50	32.50	26.70	30.30
64	NARKARA	NARKARA (Rural)	-	-	-	29.50	32.50	26.70	30.30
65		WATDOORU GALWANPORA (Rural)	-	-	-	34.80	36.30	33.20	33.20
66		BATHAR	-	44.40	54.80	25.10	27.40	23.80	25.50
67		OMPORA(Rural)	-	-	-	44.40	48.10	37.00	39.10
68		SHIEKHPORA	SYED ABAD COLONY	59.10	66.50	44.40	46.60	37.00	39.10
	MOQDAMPORA		59.10	66.50	44.40	46.60	37.00	39.10	
	ASTANPORA		66.50	73.90	44.40	46.60	37.00	39.10	
69		DOORU	-	32.50	45.10	26.60	28.90	18.00	19.50
70		SEBDAN	-	32.50	45.10	26.60	28.90	18.00	19.50
71	KAREWA	KAREWA DAMUDAR	-	37.00	43.60	36.40	31.90	29.40	28.20
72	DAMUDAR	WAWOOSA	-	-	-	36.80	31.90	29.40	28.30
73	SOIBUGH	SOIBUGH	ASTAN MOHALLAH	31.00	34.00	14.20	16.30	11.90	13.30
	JAMIA MOHALAH		29.50	34.00	14.20	16.30	11.90	13.30	
	CHAK MOHALLAH		29.50	37.00	14.20	16.30	11.90	13.30	
	HAT HARAN		28.90	33.20	14.20	16.30	11.90	13.30	
74		HARIPORA HARAN	-	22.20	25.10	14.20	15.60	11.90	13.30
75		HAKARMULLAH	-	14.90	15.50	12.60	14.10	11.10	12.60
76		GUND HANJAK	-	14.90	15.50	12.60	14.10	11.10	12.60

2/10/23

90

Executive Officer  
Municipal Comm...  
Khansahib

*[Handwritten signature]*

77		KAMAHUPORA	-	16.30	17.00	16.30	16.90	12.20	13.70
78	NASRULLAH PORA	NASRULLAH PORA	BEIGH MOHALLAH	32.50	37.00	17.80	19.90	16.20	17.70
			PATHAN MOHALLAH	26.60	32.50	17.80	19.90	16.20	17.70
			MIR MOHALLAH	32.50	39.60	17.80	19.90	16.20	17.70
			PUNJABI MOHALLAH	33.20	40.60	17.80	19.90	16.20	17.70
79		DAFPORA	-	32.50	36.60	17.80	19.90	16.20	17.70
80		WARAPORA	-	32.50	36.60	17.80	19.90	16.20	17.70
81		TAKIPORA	-	32.50	36.60	17.80	19.90	16.20	17.70
82		WARA SANGAM	-	35.50	40.10	19.40	21.90	17.80	19.40
83		PYMUS	-	35.50	42.20	19.40	21.90	17.80	19.40
84		GALWANPORA	-	32.50	38.40	17.80	19.90	16.20	17.70
85		RAKHI HAKARMULLAH	-	32.50	38.40	17.80	19.90	16.20	17.70
86		QADIPORA	-	32.50	38.40	17.80	19.90	16.20	17.70
87	GAREND KALAN	GAREND KALAN	-	19.40	25.20	14.00	14.60	11.80	13.00
88		GAREND KHURD	-	20.90	26.50	15.60	16.20	11.80	13.00
89		HARDU BATPORA	-	17.70	23.00	12.70	13.30	10.70	11.80
90		NENDWENDPORA	-	17.70	23.00	12.70	13.30	10.70	11.80
91		SURANHAR	-	17.70	23.00	12.70	13.30	10.70	11.80
92	WAHABPORA	WAHABPORA	KHURD MOHALLAH	17.70	23.00	12.70	13.30	10.70	11.80
			TENG MOHALLAH	17.70	23.00	12.70	13.30	10.70	11.80
			QAZIM SHAH MOHALLAH	17.70	23.00	12.70	13.30	10.70	11.80
93		CHECK WAZIRPANU	-	17.70	23.00	12.70	13.30	10.70	11.80
94	DAHARMUNA	DAHARMUNA	FARASH GUND	19.40	25.10	15.20	15.90	12.70	14.10
			MARGLARI	19.40	25.10	15.20	15.90	12.70	14.10
			PAUL MOHALLAH	22.80	26.00	15.20	15.90	12.70	14.10
			BON PORE	22.80	26.00	15.20	15.90	12.70	14.10
95		RAKHI AARATH	-	17.80	23.10	12.80	13.60	10.80	11.90
96		SOFIPORA	-	17.70	23.00	12.70	13.50	10.70	11.80
97		SHAHPORA	-	17.70	23.00	12.70	13.50	10.70	11.80
98		AALUPORA	-	17.70	23.00	12.70	13.50	10.70	11.80

*Handwritten signature*

*Handwritten signature*

*Handwritten signature*

*Handwritten signature*

*Handwritten signature*  
 Executive Officer  
 Municipal Committee  
 Khansahib

*Handwritten signature*

99		SHUPRIBAGH	-	17.70	23.00	12.70	13.50	10.70	11.80
100	SHOLIPORA	SHOLIPORA	HILAL COLONY	29.50	37.00	10.70	12.20	9.20	10.70
			SHALKOTE	29.50	35.50	10.70	12.20	9.20	10.70
			ATIPORA	25.10	29.30	10.70	12.20	9.20	10.70
101		SAARATPORA	-	29.60	37.00	10.70	12.20	9.20	10.70
102		PARIS ABADPORA	-	29.60	37.00	10.70	12.20	9.20	10.70
103	WATERWANI	WATERWANI	MALIK MOHALLAH	19.40	25.20	15.10	15.90	12.80	14.10
			QAZI MOHALLAH	21.00	26.00	15.10	15.90	12.80	14.10
104		DADINA	-	17.80	23.00	13.30	12.70	10.70	11.80
105		BETABAGH	-	17.80	23.00	14.50	13.80	10.70	11.80
106		PATLIBAGH	-	17.80	29.50	14.50	13.80	11.70	12.80
107		LAKHRIPORA	-	19.40	25.10	15.90	15.10	12.80	14.10
108		KAKANMARAN	-	25.80	29.20	20.90	24.20	15.10	15.90

→ 798.

*Handwritten signature*

*Handwritten signature*

9/10/20

Executive Officer  
Municipal Comm.  
Khansahib

*Handwritten signature*

*Handwritten signature*



## 2. Tehsil Khansahib

S.No	Patwar Halqa	Name of the Village	Mohalla / Khaif / Taraf etc	Residential	Commercial	Irrigated		Un-Irrigated	
						Agriculture	Horticulture	Agriculture	Horticulture
1		Khansahib(Rural)	-	-	-	10.60	11.60	9.10	9.10
2		Yarisatroo	Mir Mohalla	7.70	8.90	5.90	6.50	3.70	4.00
			Bhat Mohalla	7.70	8.90	5.90	6.50	3.70	4.00
3		Kalshipora	Bhat Mohalla	10.00	11.60	7.70	8.60	7.70	7.60
			Wani Mohalla	10.00	11.60	7.70	8.60	7.70	7.60
			Dar Mohalla	10.00	11.60	7.70	8.60	7.70	7.60
4		Dooru	Masjid Mohalla	10.00	11.40	7.70	8.40	5.00	5.50
5	Arizal	Arizal	War Mohalla	9.10	9.10	7.00	7.70	5.90	6.40
			Dar Mohalla	9.10	9.10	7.00	7.70	5.90	6.40
			Kotay mohalla	9.10	9.10	7.00	7.70	5.90	6.40
			Ganie Mohalla	9.10	9.10	7.00	7.70	5.90	6.40
			Khan Mohalla	9.10	9.10	7.00	7.70	5.90	6.40
			Mir Mohalla	9.10	9.10	7.00	7.70	5.90	6.40
6		Machipora	Dar Mohalla	8.80	9.30	7.00	7.70	5.90	6.40
7		Khud Rawath Pora	Shah Mohalla	8.40	9.70	6.40	7.10	5.30	5.90
8		Khospora	Dar Mohalla	8.80	10.20	7.00	7.70	5.90	6.40
			Peer Mohalla	8.80	10.20	7.00	7.70	5.90	6.40
9		Rakhyee	Kotay Mohalla	8.80	9.30	6.20	6.70	4.10	5.70
10		Danger Pora	Dar Mohalla	8.10	9.30	6.20	6.70	5.10	5.70
11		Zempora	Bon Mohalla	8.50	9.70	6.20	6.70	5.10	5.70
12		Gotlipora	Khan Mohalla	8.50	9.70	6.40	7.10	4.30	4.70
13	Rawalpura	Rawalpura	Mukdam Mohalla	7.60	8.80	5.90	6.40	4.70	5.10
			Masjid Mohalla	7.60	8.80	5.90	6.40	4.70	5.10
			Mir Mohalla	7.60	8.80	5.90	6.40	4.70	5.10
14		Par Pora Saifullah	Khan Mohalla	5.30	6.70	4.10	4.50	4.10	4.50
15		Gundi Punah	Bun Mohalla	6.10	7.10	4.70	5.10	4.10	4.50
			Nag Mohalla	6.10	7.10	4.70	5.10	4.10	4.50
16		Kralnewa	Ganie Mohalla	7.20	7.80	5.50	6.10	4.90	5.30
			Masjid Mohalla	7.20	7.80	5.50	6.10	4.90	5.30

*Handwritten signature*  
7/25

*Handwritten signature*

*Handwritten signature*

*Handwritten signature*  
Executive Officer  
Municipal Committee  
Khansahib

*Handwritten signature*

*Handwritten signature*

		Astan Mohalla	7.20	7.80	5.50	6.10	4.90	5.30	
17	Charatoo	Masjid Mohalla	7.20	7.80	5.50	6.10	4.90	5.30	
18	Rakh Wachoo	Ganie Mohalla	6.10	7.10	4.70	5.10	4.10	4.50	
		Bon Mohalla	6.10	7.10	4.70	5.10	4.10	4.50	
19	Wachoo	Masjid Mohalla	6.60	7.60	5.00	5.50	4.50	5.30	
		Astan Mohall	6.60	7.60	5.00	5.50	4.50	5.60	
20	Gund Shogi Tiploo	Masjid mohallah	6.60	7.60	5.00	5.50	4.50	5.30	
21	Zoogo Kharien	Hardapanzoo	Khan Mohalla	11.50	12.70	9.70	9.70	9.70	9.80
			Thoker Mohalla	11.50	12.70	9.70	9.70	9.70	9.80
			Chopan Mohalla	11.50	12.70	9.70	9.70	9.70	9.80
22	Nandpora	Bhat Mohalla	8.90	10.40	6.70	7.50	6.70	7.50	
		Faqir Check	8.90	10.40	6.70	7.50	6.70	7.50	
23	Zoogo kharien	Ahanger Mohalla	6.10	7.10	6.50	6.50	6.50	6.50	
		Ganie Mohalla	6.10	7.10	6.50	6.50	6.50	6.50	
		Shah Mohalla	6.10	7.10	6.50	6.50	6.50	6.50	
		Khaliq Khan Mohalla	6.10	7.10	6.50	6.50	6.50	6.50	
		Malik Mohalla	6.10	7.10	6.50	6.50	6.50	6.50	
24	Ringzabal	Ringzabal A	4.50	5.20	3.40	3.90	3.50	3.50	
		Ringzabal B	4.50	5.20	3.40	3.90	3.50	3.50	
25	Brass	Chopan Mohalla	7.40	8.60	5.70	6.30	4.50	4.90	
		Magray Mohall	7.40	8.60	5.70	6.30	4.50	4.90	
26	Chill	Sheikh Mohalla	7.40	8.60	5.70	6.30	4.50	4.90	
		Mir Mohalla	7.40	8.60	5.70	6.30	4.50	4.90	
		Teli Mohalla	7.40	8.60	5.70	6.30	4.50	4.90	
27	Falchill	Falchill	Falchill A	15.30	17.50	11.70	12.90	7.60	8.40
			Falchill B	15.30	17.50	11.70	12.90	7.60	8.40
			Falchill C	15.30	17.50	11.70	12.90	7.60	8.40
			Falchill D	15.30	17.50	11.70	12.90	7.60	8.40
28	Babapora	Babapora	12.20	14.00	9.40	10.30	7.40	8.30	
29	Nunner	Khanday Mohalla	11.30	13.10	8.80	9.70	7.90	8.70	
		Astan Mohalla	11.30	13.10	8.80	9.70	7.90	8.70	
		Muqdam Mohalla	11.30	13.10	8.80	9.70	7.90	8.70	
30	Nuchgam	Astan Mohalla	10.20	11.60	7.80	8.70	7.40	8.20	

*Handwritten signature*

*Handwritten signature*

*Handwritten signature*

Executive Officer  
Municipal Comm.  
Khansahib

*Handwritten signature*

*Handwritten signature*

31		Shooru	Teli Mohalla	14.80	17.00	11.30	12.50	8.70	9.50
			Muqdam Mohalla	14.80	17.00	11.30	12.50	8.80	9.50
32		Howoora	Parray Mohalla	9.70	11.20	8.60	8.60	8.30	8.30
			Rather Mohalla	9.70	11.20	8.60	8.60	8.30	8.30
33	Parnewa	Parnewa	Dar Mohalla	17.50	20.10	13.40	14.90	10.20	11.20
			Kumar Mohalla	17.50	20.10	13.40	14.90	10.20	11.20
			Bhat Mohalla	17.50	20.10	13.40	14.90	10.20	11.20
			Shah Mohalla	17.50	20.10	13.40	14.90	10.20	11.20
34		Wager	Lone Mohalla	17.50	20.10	13.40	14.60	10.20	11.20
			Masjid Mohalla	17.50	20.10	13.40	14.60	10.20	11.20
			Astan Mohalla	17.50	20.10	13.40	14.60	10.20	11.20
35		Kulbugh	Ganie Mohalla	17.50	20.10	13.40	14.90	12.20	13.40
			Tantray Mohalla	17.50	20.10	13.40	14.90	12.20	13.40
36		Harinoo	Sofi Mohalla	15.50	17.80	11.80	13.00	9.00	9.90
			Rather Mohalla	15.50	17.80	11.80	13.00	9.00	9.90
37		Gundi Arjun	Gundi Arjun	16.00	18.50	12.40	13.50	11.20	12.40
38	Dreygam Khasipora	Banderpora	Banderpora Mohalla	11.10	13.40	9.00	9.80	8.00	8.00
			Nangroo Mohalla	11.10	13.40	9.00	9.80	8.00	8.00
39		Dreygam Khasipora	Bab Mohalla	12.80	14.80	9.80	10.80	7.50	8.30
			Malik Mohalla	12.80	14.80	9.80	10.80	7.50	8.30
			Peth Dreygam	12.80	14.80	9.80	10.80	7.50	8.30
40		Kremshore	Wani Mohalla	20.30	21.20	15.70	17.30	9.00	9.50
			Dobi Mohalla	20.30	21.20	15.70	17.30	9.00	9.50
			Chowri Bagh	20.30	21.20	15.70	17.30	9.00	9.50
			Bodh Mohalla	20.30	21.20	15.70	17.30	9.00	9.50
41		Nambalhar	Wani Mohalla	14.60	16.80	11.20	12.30	10.00	11.00
42		Lanoora	Najar Mohalla	13.20	15.30	11.80	11.20	7.00	7.70
43		Bugroo	Thoker Mohalla	17.20	19.80	13.20	14.70	9.70	10.70
			Astan Mohalla	17.20	19.80	13.20	14.70	9.70	10.70
			Muz Mohalla	17.20	19.80	13.20	14.70	9.70	10.70
			Rather Mohalla	17.20	19.80	13.20	14.70	9.70	10.70
44	Dabipora	Shanipora	Pal Mohalla	11.20	12.90	9.00	9.70	7.70	8.40
			Masjid Mohalla	11.20	12.90	9.00	9.70	7.70	8.40

45		Khud Pora	Khudpora A	11.20	12.90	9.40	10.40	8.10	8.90
46		Fajipora	Fajipora	12.20	14.10	9.40	10.40	8.10	8.90
47		Kenoora	Munawar Mohalla	12.20	14.10	9.40	10.40	7.60	8.90
48		Mulla Naroo	Wani Mohalla	12.30	14.10	9.40	10.40	7.60	8.90
49		Kharapora	Khara Pora A	11.70	13.50	9.10	9.90	7.70	8.50
50		Dabipora	Dabipora A	12.80	14.90	10.00	10.90	6.60	7.30
			Dabipora B	12.80	14.90	10.00	10.90	6.60	7.30
51		Kharipora	Kharipora A	10.90	13.70	8.40	9.20	6.20	6.90
52	Talapora	Gotipora	Dar Mohalla	11.40	13.20	8.80	9.70	6.40	7.10
53		Bata Pora	Bhat Mohalla	9.60	11.10	7.40	8.20	6.40	7.10
54		Sheikh Wadipora	Dar mohalla	9.70	11.20	7.50	8.30	5.70	6.00
55		Talapora	Parra Mohalla	10.70	12.10	8.20	8.90	6.50	7.10
56		Bugchill	Wani Mohalla	9.70	11.20	7.50	8.30	6.40	7.10
57		Gojthajie	Khan Mohalla	11.80	13.80	10.30	10.50	7.70	9.10
58		Check Shera	Najar Mohalla	11.50	13.20	8.90	9.50	8.80	9.50
			Kumar Mohalla	11.50	13.20	8.90	9.50	8.80	9.50
59		Check Qadoos	Check Qadoos	11.10	12.80	8.60	9.40	7.30	8.10
60		Kachipuram	Bajad Mohalla	10.10	11.50	8.60	8.50	6.70	7.40
61	Waterhail	Waterhail	Teli Mohalla	12.60	14.70	9.70	10.70	8.50	9.20
			Rather Mohalla	12.60	14.70	9.70	10.70	8.50	9.20
			Beigh Mohalla	12.60	14.70	9.70	10.70	8.50	9.20
			Zarger Mohalla	12.60	14.70	9.70	10.70	8.50	9.20
			Malik Mohalla	12.60	14.70	9.70	10.70	8.50	9.20
			Guishan Colony	12.60	14.70	9.70	10.70	8.50	9.20
			Bala Mohalla	12.60	14.70	9.70	10.70	8.50	9.20
62		Brail	Dar Mohalla	12.60	14.70	9.70	10.70	8.50	9.20
			Muqdam Mohalla	12.60	14.70	9.70	10.70	8.50	9.20
63		Gundi ali Nayak	Baba Mohalla	7.70	8.90	7.30	8.10	7.30	8.10
			Kumar Mohalla	7.70	8.90	7.30	8.10	7.30	8.10
			Sheikh Mohalla	7.70	8.90	7.30	8.10	7.30	8.10
			Reshi Mohalla	7.70	8.90	7.30	8.10	7.30	8.10
			Astan Mohalla	7.70	8.90	7.30	8.10	7.30	8.10
64		Hardwail	Beigh Mohalla	12.60	12.60	9.70	10.70	8.50	9.20

Executive Officer  
Municipal Comm.  
Khansahib

		Astan Mohalla	12.60	12.60	9.70	10.70	8.50	9.20	
		Bhat Mohalla	12.60	12.60	9.70	10.70	8.50	9.20	
		Khan Mohalla	12.60	12.60	9.70	10.70	8.50	9.20	
65	Channanowpora	Lone Mohalla	6.10	7.10	4.70	5.10	4.10	4.50	
66	Check	Check	--	--	2.70	3.00	1.90	2.00	
	Channanowpora	Channanowpora							
67	Gamgulla	Najar Mohalla	5.50	6.40	4.30	4.70	4.30	4.70	
68	Gundi Darvash	Bon Mohalla	6.30	7.40	4.80	5.30	4.00	4.30	
	Harwanie	Munz Mohalla	6.30	7.40	4.80	5.30	4.00	4.30	
69	T.F. Shah	Shah Mohalla	11.70	13.50	9.10	9.80	7.70	8.40	
		Masjid Mohalla	11.70	13.50	9.10	9.80	7.70	8.40	
		Baghi Bakiya	--	--	11.30	12.30	9.70	10.70	
70	Arigam	Baghi Bakiya	--	--	14.90	14.00	9.50	11.10	
71	Arigam	Bhat Mohalla	16.50	19.90	14.90	14.00	9.50	11.10	
		Shah Mohalla	16.50	19.90	14.90	14.00	9.50	11.10	
		Haji Mohalla	16.50	19.90	14.90	14.00	9.50	11.10	
		Pandith	16.50	19.90	14.90	14.00	9.50	11.10	
72	Yegbugh	Mir Mohalla	13.10	15.20	10.20	11.10	8.80	9.50	
73	Narigund	Narigund	8.90	10.30	6.90	7.50	5.30	5.90	
74	Rakh Kaitch Razgeer	Rakh Kaitch	12.60	14.70	9.70	10.70	6.60	7.30	
75	Madnoon Honaohar		0.00	0.00	6.70	7.40	6.10	6.70	
76	Raithan	Khahipora	Sheikh Mohalla	8.80	10.20	6.70	7.40	6.10	6.70
			Muqdam Mohalla	8.80	10.20	6.70	7.40	6.10	6.70
77	Balapora	Ganie Mohalla	8.80	10.20	6.70	7.40	6.10	6.70	
			Sheikh Mohalla	8.80	10.20	6.70	7.40	6.10	6.70
78	Raithan	Raithan A	11.30	13.10	8.80	9.60	7.60	8.40	
			Raitha B	11.30	13.10	8.80	9.60	7.60	8.40
			Raithan C	11.30	13.10	8.80	9.60	7.60	8.40
79	Shamesabad	Buland Pora	14.90	15.70	13.70	13.70	13.70	13.70	
			Teetwan Pathrie	14.90	15.70	13.70	13.70	13.70	
			Babnar	14.90	15.70	13.70	13.70	13.70	
80	Bararipora	Shah Mohalla	10.10	11.60	11.30	10.20	9.50	8.90	
81	Kaitch Razgeer	Zamindar Mohalla	12.60	14.70	9.70	10.70	8.50	9.20	

*Handwritten signature/initials*

*Handwritten signature/initials*

*Handwritten signature/initials*

*Handwritten signature/initials*  
Municipal Council  
Khansahib

*Handwritten signature/initials*

*Handwritten signature/initials*

			New Colony	12.60	14.70	9.70	10.70	8.50	9.20
			Chan Mohalla	12.60	14.70	9.70	10.70	8.50	9.20
82	Frestwar	Frestwar	Bon Frestwar	5.60	6.10	4.70	5.00	4.60	5.00
			Peth Frestwar	5.60	6.10	4.70	5.00	4.60	5.00
83		Shalnar	Shalnar	5.60	6.10	4.60	5.00	3.40	3.60
84	Kachwarie	Kachwarie	Khan Mohalla	6.20	7.20	4.80	5.20	3.80	4.20
			Wagay Mohalla	6.20	7.20	4.80	5.20	3.80	4.20
			Khatana Mohalla	6.20	7.20	4.80	5.20	3.80	4.20
			Lone Mohalla	6.20	7.20	4.80	5.20	3.80	4.20
			Bujran Mohalla	6.20	7.20	4.80	5.20	3.80	4.20
85		Watred Dalbal	Wated A	9.50	11.00	7.30	8.10	6.20	6.90
			Wated B	9.50	11.00	7.30	8.10	6.20	6.90
			Dalbal	9.50	11.00	7.30	8.10	6.20	6.90
86	Gurwaith kalan	Gurwaith Kalan	Pannchal Bethi	8.80	10.20	6.70	7.40	5.70	6.30
			Wani Mohalla	8.80	10.20	6.70	7.40	5.70	6.30
			Khatan Mohalla	8.80	10.20	6.70	7.40	5.70	6.30
			Khar Mohalla	8.80	10.20	6.70	7.40	5.70	6.30
			Mohali Sheelihai	8.80	10.20	6.70	7.40	5.70	6.30
			Gani Mohalla	8.80	10.20	6.70	7.40	5.70	6.30
			Dar Mohalla	8.80	10.20	6.70	7.40	5.70	6.30
			Wagay Mohalla	8.80	10.20	6.70	7.40	5.70	6.30
87		Gurwaith Khurd	Wagay Mohalla	8.80	10.20	6.70	7.40	4.10	4.50
88		Lanilab	Deend Mohalla	8.80	10.20	6.70	7.40	5.70	6.30
			Muqdam Mohalla	8.80	10.20	6.70	7.40	5.70	6.30
			Sheikh Mohalla	8.80	10.20	6.70	7.40	5.70	6.30
89	Yarikhah	Yarikhah	Gud Pora	11.30	13.10	8.80	9.60	7.60	8.40
			Sheikh Mohalla	11.30	13.10	8.80	9.60	7.60	8.40
			Chan Mohalla	11.30	13.10	8.80	9.60	7.60	8.40
			Dag Mohalla	11.30	13.10	8.80	9.60	7.60	8.40
			Mir Mohalla	11.30	13.10	8.80	9.60	7.60	8.40
			Gogal Dara	11.30	13.10	8.80	9.60	7.60	8.40
90		Soznipora	Soznipora	10.50	12.10	8.10	8.90	7.10	7.70
91		Kralpathrie	Kralpathrie	8.20	9.20	7.30	7.30	7.30	7.30

*Handwritten signature/initials*

*Handwritten signatures and dates: 7/9/22*

*Handwritten signature*  
 Executive Officer  
 Municipal Council  
 Khansahli

*Handwritten signature*

92	Trajkhal	Trajkhal	8.20	9.20	7.30	7.30	7.30	7.30
93	Reyar Beeru	Khan Mohalla	12.50	14.20	10.10	10.80	9.00	9.60
		Gunda Mohalla	12.50	14.20	10.10	10.80	9.00	9.60
		Dinda Mohalla	12.50	14.20	10.10	10.80	9.00	9.60
94	Reyar Ich	Khud Pora	12.50	14.20	10.10	10.80	9.60	10.50
		Chan Mohalla	12.50	14.20	10.10	10.80	9.60	10.50
		Jamia Masjid Mohalla	12.50	14.20	10.10	10.80	9.60	10.50

7/28

*Handwritten signature*

*Handwritten signature*

99

Executive Office  
Municipal Comm...  
Khansahib

*Handwritten signature*

*Handwritten signature*

3. Tehsil Charar-i-Sharief										
S.No	Patwar Halqa	Name of the Village	Mohalla / Khait /Taraf etc	Residential	Commercial	Irrigated		Un-Irrigated		
						Agriculture	Horticulture	Agriculture	Horticulture	
1	Charar-i-Sharief	Charar-i-Sharief (Rural)	Charar-i-Sharief	25.60	28.20	---	---	19.40	20.10	
			Hapatnar/ Rakhyee	12.50	-	---	---	10.10	11.30	
			Zaloosa	23.70	24.30	---	---	19.80	19.80	
			Zaipanchal	13.80	-	---	---	6.90	8.10	
			Fresdab	9.20	-	---	---	4.60	5.80	
			Batapora	9.20	-	---	---	4.60	6.90	
2		Gundishamus	Gundishamus	9.20	-	7.60	8.10	6.90	6.90	
3	Chrawani	Chrawani	Bonapora	11.50	12.60	8.70	9.50	6.90	9.00	
			Dangerpora	11.50	12.60	8.70	9.50	6.90	9.00	
			Bohahar	11.50	12.60	8.70	9.50	6.90	9.00	
4		Malapora	Malapora	8.90	9.50	7.20	8.20	6.40	7.70	
			Zagipora	8.90	9.50	7.20	8.20	6.40	7.70	
			Dardpora	8.90	9.50	7.20	8.20	6.40	7.70	
5	Check Govind Jo dhar	Wodermohalla	Wodermohalla	11.50	-	7.20	8.20	6.40	8.20	
			Azad Basti	11.50	-	7.20	8.20	6.40	8.20	
6	Darwan	Darwan	-----	7.30	-	-	9.20	6.90	7.30	
7		Nowgam	-----	7.30	-	-	9.20	6.90	7.30	
8		Kanidajan	Kanidajan	-----	7.70	-	-	9.60	7.30	7.30
			Monshimarg	-----	7.70	-	-	9.60	7.30	7.30
9		Challyan Chotinar	-----	7.20	-	-	-	3.40	4.90	
10		Bradipathri	-----	7.90	-	-	-	4.40	5.60	
11		Nagabal	Ahangar Mohalla	-----	7.30	9.40	6.80	9.20	7.30	8.50
			Gorsi Mohalla	-----	7.30	9.40	6.80	9.20	7.30	8.50
			Sultana Colony	-----	7.20	8.10	-	-	7.20	7.70
12		Brenpathri	-----	7.90	-	-	-	4.40	5.60	
13		Hardu Dalwan Futlipora	Hardu Dalwan Futlipora	Lawaypora	8.90	9.00	8.60	10.20	8.30	9.60
				Ratherpora	8.90	9.00	8.60	10.20	8.30	9.60
	Futlipora			8.90	9.00	8.60	10.20	8.30	9.60	
14	Pakharpora	Pakharpora	Magray mohalla	9.40	10.00	8.30	8.70	7.90	8.50	

Shah  
Municipal Officer  
Municipal Committee  
Khansahib



		Mir Mohalla	9.40	9.10	8.30	8.70	7.90	8.50
		Kral Mohalla	7.90	8.50	9.50	8.70	7.90	8.50
		Wani Mohalla	9.60	10.30	9.50	8.70	7.90	8.50
15	Chraripora	Rather Mohalla	9.40	10.00	-	10.00	6.60	7.30
		Bhat Mohalla	9.40	10.00	-	10.00	6.60	7.30
		Ahanger Mohalla	9.40	10.00	-	10.00	6.60	7.30
16	Shankarpora	---	7.70	8.10	-	9.60	6.40	6.90
17	Manzigam	---	-	-	-	8.10	5.80	6.90
18	Mohandpora	Tilwani Mohalla	8.50	9.10	8.20	8.50	6.10	7.30
		Ganie Mohalla	8.50	9.10	8.20	8.50	6.10	7.30
19	Tilsara	Tilsara	9.50	9.50	---	7.70	6.40	7.10
20	Karapora	New Colony	10.20	11.40	---	9.60	6.60	9.00
		Mir Mohalla	10.20	11.40	---	9.60	6.60	9.00
		Wani Mohalla	10.20	11.40	---	9.60	6.60	9.00

*Chadda*

*7/23*

*R. K. Singh*

*9/20/99*

*Shah*  
Executive Officer  
Municipal Committee  
Khansahib

*[Signature]*

*[Signature]*

4. Tehsil B.K. Pora									
S.No	Patwar Halqa	Name of the Village	Mohalla / Khait /Taraf etc	Residential	Commercial	Irrigated		Un-Irrigated	
						Agriculture	Horticulture	Agriculture	Horticulture
1	B.K PORA	B.K.PORA	KHOSA BAGH	61.40	64.30	56.20	55.20	59.70	58.20
			Aaribagh	62.80	66.60	56.20	55.20	59.70	55.20
			Kanipora	61.40	68.90	56.20	55.20	59.70	58.90
2		Menganwaji	--	61.40	68.90	48.70	55.20	56.50	58.20
3		Kanipora Kalidar	--	59.70	65.90	48.70	55.20	50.10	55.20
4		Shankerpora	Wanabal	76.60	91.90	68.90	55.20	72.00	58.20
			Makdam Mohalla	74.10	84.30	58.20	55.20	59.70	55.20
			Private Colony Bagh-i-Mehtab	76.60	91.90	68.90	55.20	72.00	58.20
			Ganai Mohalla	74.10	84.30	57.50	55.20	59.70	55.20
5		Manchowa	Sheikh Mohalla	61.40	68.80	53.20	55.20	55.20	56.60
			Maqdam Mohalla	61.40	68.80	53.20	55.20	55.20	56.60
			Rehman Mohalla	61.40	68.80	53.20	55.20	55.20	56.60
			Allayee Mohalla	61.40	68.80	53.20	55.20	55.20	56.60
6		Gund Checkpora	--	38.30	41.50	32.00	35.10	35.90	38.10
7		Check No. 1	--	38.30	41.50	33.30	34.40	37.00	38.30
8	Kralapora	Kralapora	Rangreth Bagh	45.90	50.60	34.20	36.80	38.20	39.10
			DumSum	45.90	50.60	34.20	36.80	38.20	39.10
			Kanta Bagh	45.90	50.60	34.20	36.80	38.20	39.10
			Bilal Abad	45.90	50.60	34.20	36.80	38.20	39.10
			Checkpora	45.90	50.60	34.20	36.80	38.20	39.10
			Dharambugh	Rather Mohalla	45.90	50.60	31.50	35.30	35.20
9		Dharambugh	Hajam Mohalla	45.90	50.60	31.50	35.30	35.20	37.50
			Wapalpora	45.90	50.60	31.50	35.30	35.20	37.50
			Bazaar Mohalla	45.90	50.60	31.50	35.30	35.20	37.50
			Nowshad	--	17.60	19.00	12.40	13.10	15.10
11	Rakh-i-Shalina	Rakh-i-Shalina	--	21.00	21.70	18.90	19.90	12.60	13.90
12		Bagh-i-Shakoor Shah	--	16.10	17.60	14.30	15.40	8.10	8.80
13		Zoonipora	--	18.80	19.80	17.50	17.90	10.00	10.40

*[Handwritten signature]*

*[Handwritten signature]*

*[Handwritten signature]*  
 Municipal Office  
 Municipal Committee  
 Khansahib

*[Handwritten signature]*

14		Shalina	--	17.50	19.20	15.60	16.20	13.70	14.30
15		Summerbugh	SumarBugh East	19.00	22.30	15.40	16.70	10.60	12.70
			SumarBugh West	19.00	22.30	15.40	16.70	10.60	12.70
16		Seer Bagh	-	11.70	14.10	8.90	9.50	6.20	7.40
17	S.K. Bagh	S.K Bagh	Railway Colony	38.30	68.80	30.70	33.80	23.00	25.30
			S.k Bagh Proper	36.90	67.40	29.20	32.10	21.60	23.70
18		Rakh-i-Suthoo	--	36.90	67.40	29.20	32.10	21.60	23.70
19	Kenhama	Kenhama	Bongam	30.70	33.70	23.00	24.60	25.30	26.00
			Kenhama Colony	38.30	46.00	30.70	32.10	27.60	29.20
			Shiapora	38.30	46.00	30.70	32.10	27.60	29.20
20		Dangerpora ( Shahzad Pora )	--	16.90	18.40	15.00	16.10	12.20	13.00
21		Checkpora Kalan	--	16.10	17.60	13.20	14.80	13.10	14.60
22		Check I Fatehdin	--	19.70	21.20	18.40	19.00	11.90	13.20
23		Wangipora	--	11.70	21.20	11.10	11.90	8.90	9.50
24		Check No. 2	--	11.70	12.50	11.10	11.90	8.30	10.40
25		Trazikhud	--	-	-	9.00	9.00	4.60	4.60
26		Gogibagh		10.20	11.00	9.80	10.40	4.00	4.70
27		Zangi Bagh	--	13.10	14.70	12.10	13.30	6.20	7.10
28	Chattergam	Chattergam		40.00	48.10	32.20	32.90	34.30	35.20
29		Zoonipora	--	38.60	46.30	30.90	31.60	33.00	34.00
30		Malik Gund	--	35.20	41.10	27.90	28.50	30.00	30.70
31	Khanda	Khanda	Magray Pora	35.10	42.10	33.40	34.40	35.00	35.70
			Mir Mohalla	35.10	42.10	33.40	34.40	35.00	35.70
			Karigar Mohalla	35.10	42.10	33.40	34.40	35.00	35.70
32	Sanzipora	sanzipora	--	19.90	20.80	16.70	17.60	18.90	19.50
33	Wagoora	Wagoora	Ganai Mohalla	29.40	36.60	21.20	22.00	24.80	24.80
			Malik Mohalla	29.40	36.60	21.20	22.00	24.80	24.80
			Sheikh - ul - Alam Colony	29.40	36.60	21.20	22.00	24.80	24.80
			Makdam Mohalla	29.40	36.60	21.20	22.00	24.80	24.80
34		Koothipora	--	23.50	24.80	17.30	17.80	19.20	20.90
35		Suthso Kalan	--	27.00	29.50	19.20	19.20	23.60	27.00
	Mustafa Abad	Mustafa Abad Pahroo	Pahroo East	14.80	17.60	11.30	12.00	6.60	8.80

Executing Officer  
 Municipal Committee  
 Khanshab

36	Pahroo	Pahroo West	14.80	17.60	11.30	12.00	6.60	8.80
37	Gangipora	-	16.10	19.00	13.20	14.70	8.50	9.50

*[Handwritten signature]*  
9/2/23

*[Handwritten signature]*

9/2

*[Handwritten signature]*  
Executive Officer  
Municipal Committee  
Khansahib

*[Handwritten signature]*

5. Tehsil Chadoora										
S.No	Patwar Halqa	Name of the Village	Mohalla / Khait / Taraf etc	Residential	Commercial	Irrigated		Un-Irrigated		
						Agriculture	Horticulture	Agriculture	Horticulture	
1	Chadoora (Rural)	CHADOORA	-	-	-	36.60	37.90	38.90	38.00	
2		CHEKI CHADOORA	No-Habitation	-	-	12.90	15.40	12.90	15.40	
3		DOYEN	SHIA MOHALLA	-	-	-	36.60	37.90	36.60	38.00
			SHEIKH MOHALLA	-	-	-	36.60	37.90	36.60	38.00
			NOOR ABAD	-	-	-	36.60	37.90	36.60	38.00
			MIR MOHALLA	-	-	-	36.60	37.90	36.60	38.00
			GANIE MOHALLA	-	-	-	36.60	37.90	36.60	38.00
4		DURBUGH	BHAT MOHALLA	-	-	-	36.60	37.90	36.60	38.00
			NEW COLONY	32.20	-	-	36.60	37.90	36.60	38.00
			SHIA MOHALLA	29.20	-	-	12.90	16.10	12.90	16.20
5		AALIPORA	BHAT MOHALLA	29.20	-	-	12.90	16.10	12.90	16.20
6	RESHIPORA	RESHIPORA	11.70	-	-	11.00	13.10	11.00	13.10	
7	DAWLATPORA	DAWLATPORA	MUQDAM SHAH MOHALLA	22.00	-	-	17.40	18.30	16.00	16.40
			MANZI MOHALLA	22.00	-	-	17.40	18.30	16.00	16.40
			MAGRAY MOHALLA	17.60	32.30	-	13.70	13.70	13.70	13.70
			MUQDAM MOHALLA	17.60	32.30	-	13.70	13.70	13.70	13.70
			KAISERMULLA	NEW COLONY	18.30	32.30	-	13.70	13.70	13.70
8		KAISERMULLA	TELI MOHALLA	11.00	-	-	8.50	10.40	7.80	9.20
			AAWANPORA	DAR MOHALLA	11.70	-	-	8.50	10.40	7.80
9		AAWANPORA	DAR MOHALLA	11.70	-	-	8.50	10.40	7.80	9.20
			10	CHEKIDAMJU GANJU	DAR MOHALLA	11.70	-	-	8.50	10.40
11	HESIPORA	HESIPORA	WANI MOHALLA		11.00	-	-	8.50	10.40	7.80
			TILWANI PORA	22.00	-	-	19.20	19.20	19.20	19.20
			MIR MOHALLA	22.00	-	-	19.20	19.20	19.20	19.20
12	WATHORA	WATHORA	SHAH MOHALLA	22.00	-	-	19.20	19.20	19.20	19.20
			HYDERIA COLONY	48.90	51.90	-	43.20	43.70	44.30	43.70
			SHAHPORA	48.90	51.90	-	43.20	43.70	44.30	43.70
			DANGERPORA	48.90	51.90	-	43.20	43.70	44.30	43.70
			WAZ MOHALLA	48.90	51.90	-	43.20	43.70	44.30	43.70
			CHANA MOHALLA	48.90	51.90	-	43.20	43.70	44.30	43.70

*Caas*  
Executive Officer  
Municipal Committees  
Chadoora

*Caas*  
7/2/23

*Caas*

90

*Shah*  
Executive Officer  
Municipal Committee  
Khanshab

*Shah*

*Shah*

13	GOPAL PORA	BAT PORA	48.90	51.90	43.20	43.70	44.30	43.70
		MIR MOHALLA	29.30	32.50	25.00	26.50	24.40	25.10
		DAR MOHALLA	29.30	32.50	25.00	26.50	24.40	25.10
		BAIGH MOHALLA	29.30	32.50	25.00	26.50	24.40	25.10
		BANAT LANE	29.30	32.50	25.00	26.50	24.40	25.10
		KASHMIR VALLEY LANE	29.30	32.50	25.00	26.50	24.40	25.10
14	ZOLWAH	SHEIKH MOHALLA	20.70	22.20	16.60	18.40	14.90	15.50
		MALIK MOHALLA	21.40	22.20	16.60	18.40	14.90	15.50
		RATHER MOHALLA	20.70	22.20	16.60	18.40	14.90	15.50
15	DONI WARI	HERPORA	19.10	20.70	16.60	18.40	14.90	15.50
		BONIM PORA	19.10	20.70	16.60	18.40	14.90	15.50
16	WADIPORA	KANIL MOHALLA	14.90	-	11.70	13.20	8.90	10.40
		SHEIKH MOHALLA	14.90	-	11.70	13.20	8.90	10.40
		PAUL MOHALLA	14.90	-	11.70	13.20	8.90	10.40
17	BRARI GUND	-	10.40	-	6.70	8.30	4.50	6.20
18	BEHRAM PORA	-	11.20	-	10.40	13.20	8.60	10.20
19	RANGEEN	RATHER MOHALLA	16.30	-	11.70	13.20	9.00	10.40
		ASTAN MOHALLA	20.60	-	11.70	13.20	9.00	10.40
		JAMIL ABAD	16.30	-	11.70	13.20	9.00	10.40
20	BAGHI HYDER	MIR MOHALLA	14.90	-	11.70	13.20	9.00	10.40
		TELI MOHALLA	15.30	-	11.70	13.20	9.00	10.40
21	BUGAM BATPORA	ALAMDAR COLONY	29.10	30.90	26.80	27.60	26.00	26.90
		BATPORA	28.30	30.90	26.80	27.60	26.00	26.90
		PARRAY MOHALLA	29.10	30.90	26.80	27.60	26.00	26.90
		HAMDANIA COLONY	28.30	30.90	26.80	27.60	26.00	26.90
22	NOWBUGH	MAIDAN MOHALLA	25.10	-	22.50	23.70	16.40	17.70
		TULLBAGH COLONY	24.40	-	22.50	23.70	16.40	17.70
		MUQDAM MOHALLA	25.10	-	22.50	23.70	16.40	17.70
23	GOWHARPORA	MIR MOHALLA	25.10	26.60	22.50	23.70	16.40	17.70
		WANI MOHALLA	25.10	26.60	22.50	23.70	16.40	17.70
		NARANDAR	25.10	26.60	22.50	23.70	16.40	17.70
		PIR MOHALLA	25.10	26.60	22.50	23.70	16.40	17.70
24	KUZWERA	KHAN MOHALLA	25.80	26.60	22.50	23.70	16.40	17.70

*Handwritten signatures and initials in blue ink.*

*Handwritten signature in blue ink.*

*Handwritten number '90' in blue ink.*

*Handwritten signature in blue ink.*  
 Executive Officer  
 Municipal Committee  
 Khansahib

*Handwritten signature and initials in blue and green ink.*

			MIR MOHALLA	25.00	26.60	22.50	23.70	16.40	17.70
			BHAT MOHALLA	25.60	26.60	22.50	23.70	16.40	17.70
25		GUND KUZWERA	No Habitation	-	-	26.80	27.60	27.60	27.60
26	REPORA NAMTHEHAL	PANZAN	HAER PORA	24.30	25.90	19.40	22.60	18.80	20.20
			NEW COLONY	24.80	25.90	19.40	22.60	18.80	20.20
			PEER MOHALLA	24.30	25.90	19.40	22.60	18.80	20.20
27		LANG PANZAN	ASTAN MOHALLA	17.70	19.20	14.30	16.30	11.50	12.60
			MUQDAM MOHALLA	18.40	19.20	14.30	16.30	11.50	12.60
			NEW COLONY	18.40	19.20	14.30	16.30	11.50	12.60
28	REPORA NAMTHEHAL		SHAH MOHALLA	22.20	23.30	19.80	21.50	19.20	20.80
			PANDITH MOHALLA	22.90	23.30	19.80	21.50	19.20	20.80
			WANI MOHALLA	22.20	23.30	19.80	21.50	19.20	20.80
			NEW COLONY	22.90	23.30	19.80	21.50	19.20	20.80
29	BACHROO	BUCHROO	ASTAN MOHALLA	24.30	25.80	22.30	23.60	20.60	21.90
			PAUL MOHALLA	24.30	25.80	22.30	23.60	20.60	21.90
			RATHER MOHALLA	23.60	25.80	22.30	23.60	20.60	21.90
30		BAGHI BUCHROO	SHEIKH MOHALLA	24.30	-	20.40	22.60	17.90	19.40
			PAUL MOHALLA	24.30	-	20.40	22.70	17.90	19.40
31		GANJI BAGH	BHAT MOHALLA	22.60	-	19.40	21.90	16.30	17.90
			SHEIKH MOHALLA	23.60	-	19.40	21.90	16.30	17.90
32	NAGAM	NAGAM	YATOO MOHALLA	22.20	23.60	20.00	20.80	15.80	20.30
			NAJAR MOHALLA	22.30	23.80	20.00	20.70	15.80	20.30
			SHEIKH MOHALLA	22.20	23.60	20.00	20.70	15.80	20.30
			BHAT MOHALLA	22.30	23.80	20.00	20.70	15.80	20.30
			SHAH MOHALLA TAKIA	22.30	23.80	20.00	20.70	15.80	20.30
33	SOGAM	SOGAM	MIR MOHALLA	14.90	-	12.00	13.20	9.70	11.10
			MALPORA	15.00	-	12.00	13.20	9.70	11.10
			JAMIA MASJID	14.90	-	12.00	13.20	9.70	11.10
34		MEHNOOR	-	14.90	-	12.00	13.20	9.70	11.10
35		KRALWARI	-	14.90	-	12.00	13.20	9.70	11.10
36		GUNDE MASQOOD	-	13.20	-	11.60	11.70	9.40	11.10
37		GUNDE WALI	-	14.90	-	12.00	13.20	9.70	11.10
38	HAYATPORA	HAYATPORA	YATOO MOHALLA	13.20	14.90	10.70	11.70	8.90	10.40

Executive Officer  
Municipal Committee  
Khansahib

			KHAN MOHALLA	13.20	15.00	10.70	11.70	8.90	10.40
			SOFI MOHALLA	13.20	14.90	10.70	11.70	8.90	10.40
39		QAZIPORA	-	13.20	-	10.70	11.70	8.90	10.40
40		WAPOR NAGAM	-	13.20	-	10.70	11.70	8.90	10.40
41		DARAMSALA SINGHAN	-	13.20	-	10.70	11.70	8.90	10.40
			SIKH MOHALLA	13.20	-	10.70	11.70	8.90	10.40
			SOFI MOHALLA	13.50	-	10.70	11.70	8.90	10.40
42		CHEKI MOHANJUNDAR	-	13.20	-	9.70	9.80	9.80	9.80
43	BADIPORA	BADIPORA	AARAM MOHALLA	19.10	20.60	16.60	17.70	14.90	16.30
			HAJAM MOHALLA	19.20	19.90	16.60	17.70	14.90	16.30
			GANIE MOHALLA	19.10	20.60	16.60	17.70	14.90	16.30
44		KUCHLOO	UN-INHABITANT	-	-	12.00	13.20	11.00	12.50
45	HANJURA	HANJURA	BHAT MOHALLA	14.90	17.10	11.60	13.20	9.30	10.30
			ASTAN MOHALLA	15.00	17.10	11.60	13.20	9.30	10.30
			RATHER MOHALLA	14.90	17.10	11.60	13.20	9.30	10.30
46		PATRIGAM	-	13.20	-	11.60	10.70	8.90	9.70
47		ZOHAMA KHANDAY PORA	-	13.30	-	11.80	10.70	9.00	9.50
			DAR MOHALLA	13.30	-	11.80	10.70	9.00	9.50
			GANIE MOHALLA	13.30	-	11.80	10.70	9.00	9.50
48	NOWPORA	NOWPORA	-	16.30	-	13.30	14.90	10.70	12.20
49		CHOWDRIGUND	-	16.30	-	10.50	12.00	8.20	9.50
50		BANAGUND	-	16.30	-	10.50	12.00	8.20	9.50
51		SHOWPORA	-	16.30	-	10.50	12.00	8.20	9.50
52	KANIR	KANIR	SODE PORA	14.10	-	10.70	12.60	8.60	9.50
			DANGAR PORA	14.10	-	10.70	12.60	8.60	9.50
			BUN PORA	14.00	-	10.70	12.60	8.60	9.50
53		HUSHROO	HAERPORA	13.30	-	10.70	12.60	8.60	9.50
			BONPORA	13.30	-	10.70	12.60	8.60	9.50
54		QANOONGOPORA	-	13.30	-	10.70	12.60	8.60	9.50
55	RANGER	RANGER	KHANDIPORA	14.90	-	11.60	13.20	9.30	10.80
			DANGARPORA	15.00	-	11.60	13.20	9.30	10.80
			RAWATPORA	14.90	-	11.60	13.20	9.30	10.80
56		CHILL YECH	-	14.90	-	11.60	13.20	9.30	10.80

*Q. A. S.*  
*9.25*

*90*

Executive Office  
Municipal Comm.  
Khansahib

*Shah*  
*9/11/20*

*9*  
*9/11/20*



57		WAGAM	-	14.90	-	11.60	13.20	9.30	10.80	
58		PORWARA	-	14.90	-	11.60	13.20	9.30	10.80	
59	YARIKALAN	YARIKALAN	-	16.30	17.70	12.50	14.90	11.40	12.60	
60		KATHIR GUND	-	16.30	17.70	12.50	14.90	11.40	12.60	
61		GOPAIL SAIF	-	13.30	14.90	10.40	11.70	8.60	10.10	
62		KHERIBAGH	-	13.30	14.90	10.40	11.70	8.60	10.10	
63		HARDECHETI	-	16.30	17.70	14.90	16.40	12.60	14.20	
64		CHEKPORA MADBAL	-	16.30	17.70	12.90	14.90	12.60	14.20	
65	SURASYAR	SURASYAR	CHEKI SURASYAR	8.20	-	6.90	7.50	4.70	5.70	
			BONIYAR	8.20	-	6.90	7.50	4.70	5.70	
			PETH YAR	8.20	-	6.90	7.50	4.70	5.70	
66	BRENWAR	JABAD	KUCHAY MOHALLA	8.90	-	6.30	8.20	3.10	3.80	
			MIR MOHALLA	8.60	-	6.30	8.20	3.10	3.80	
				8.50	-	6.30	8.20	3.10	3.80	
67	BONEN	-	8.30	-	6.30	8.00	3.10	3.80		
68	DADOMPORA	NAYI BASTI	MUQAAM	12.00	-	11.50	11.80	5.30	5.90	
			DEMBAL	11.90	-	11.50	11.80	5.30	5.90	
				11.70	-	11.50	11.80	5.30	5.90	
69	SHUMNAAG	-	9.20	-	8.50	8.90	5.00	5.90		
70	NOWHAAR	NOWHAAR		10.60	-	9.30	10.40	6.30	7.50	
71			BORWAH	-	10.60	-	9.30	10.40	7.10	7.90
72			CHANAGUND	-	10.60	-	9.30	10.40	7.20	7.90
73			KHEERIGUND	-	10.60	-	8.50	10.40	6.30	7.90
74	LOLIPORA	LOLIPORA	HEERPORA	9.60	-	8.00	8.90	5.90	6.70	
			HUMPORA	9.30	-	8.00	8.90	5.90	6.70	
75	WATKALOO	-	7.50	-	6.30	7.40	3.10	4.90		
76	KANIKOOT	-	7.50	-	6.30	7.40	3.10	4.90		
77	GOGJIPATHRI	GOGJIPATHRI		7.50	-	6.50	7.40	4.50	4.90	
78			KUTBAL	-	8.20	-	6.30	8.20	3.40	4.70
79			PAHADIPORA	-	8.20	-	6.30	8.20	3.40	4.70
80			LADDEN	-	8.20	-	6.50	7.50	3.50	4.90
81	BRINJAN	BRINJAN	-	8.20	-	6.70	7.50	4.50	5.10	

*Handwritten signature*  
nas

*Handwritten signature*  
90

*Handwritten signature*  
Executive Officer  
Municipal Committee  
Khanshib

82		BUZGOO LASHKHALAN	-	8.20	-	6.70	7.50	4.50	5.10
83	Hafroo Batapora	HAFROO BATPORA	-	9.20	-	7.70	7.80	5.30	6.90

  
SAS



96    
Executive Officer  
Municipal Committee  
Kharisahib



6. Tehsil Magam									
S.No	Patwar Halqa	Name of the Village	Mohalla / Khait / Taraf etc	Residential	Commercial	Irrigated		Un-irrigated	
						Agriculture	Horticulture	Agriculture	Horticulture
1		Magam (Rural)	-	-	-	24.90	21.40	20.30	20.30
2		Watmagam	-	18.80	23.40	16.30	16.30	14.30	14.30
3		Adina	-	18.80	21.40	10.70	10.70	9.70	9.70
4		Manhama	-	18.80	26.90	18.80	17.80	17.80	17.80
5	Batpora	Batpora Kanihama	-	22.40	34.10	13.20	13.20	11.70	11.70
6	Kanihama	Pethkanhama	-	17.80	20.30	13.20	13.20	11.70	11.70
7		Chayurgune	-	15.30	16.30	10.70	10.70	9.70	9.40
8		Roshanabad	-	20.30	22.40	18.80	18.80	16.30	16.50
9	Mazhama	Mazhama	-	24.90	31.50	22.40	22.40	20.30	20.30
10		Kanihama	-	25.90	35.10	22.40	22.40	20.30	20.30
11	Badran	Badran	-	21.40	25.90	11.70	13.20	11.70	11.70
12	Bon Makhama	Bon Makhama	-	13.20	14.30	8.20	8.20	6.10	6.10
13		Sehpora	-	11.70	13.20	8.20	8.20	6.10	6.10
14		Radbugh	-	13.20	14.30	8.20	8.20	7.20	7.20
15		Matipora	-	13.20	14.30	8.20	8.20	6.10	6.10
16	Peth Makhama	Peth Makhama	-	13.20	14.30	8.20	8.20	6.10	7.20
17		Paripora	-	13.20	14.30	9.70	9.70	6.10	7.20
18		Hanjibugh	-	13.20	14.30	9.70	9.70	6.10	7.20
19	S.K. Pora	Sanoor Kalipora	-	13.20	14.30	9.70	9.70	7.20	7.20
20		Akilpora	-	13.20	14.30	9.70	9.70	7.20	7.20
21		Chairhar	-	11.70	13.20	9.70	9.70	7.20	7.20
22		Naseebpora	-	11.70	13.20	9.70	9.70	7.20	7.20
23		Kantabagh	-	13.20	14.30	9.70	9.70	7.20	7.20
24	Bundgam	Bundgam	-	13.20	14.30	9.70	9.70	7.20	7.20
25		Watalpora	-	13.20	14.30	9.70	9.70	7.20	7.20
26		Panches	-	13.20	14.30	9.70	9.70	7.20	7.20
27	Hardumalpora	Hardumalpora	-	9.70	10.70	8.20	8.20	7.20	7.20

7/10/2018  
 99

Executive Officer  
 Municipal Committee  
 Khansahib

8/10/2018

7. Tehsil Khag									
S.No	Patwar Halqa	Name of the Village	Mohalla / Khait / Taraf etc	Residential	Commercial	Irrigated		Un-Irrigated	
						Agriculture	Horticulture	Agriculture	Horticulture
1	Khag	Khag	-	12.20	17.00	8.50	8.50	7.90	7.80
2		Abandar	-	7.90	-	5.60	5.60	4.70	4.70
3		Awan Pora	-	7.90	-	5.60	5.60	4.70	4.70
4	Shunglipora	Shunglipora	-	7.90	9.00	7.70	7.80	7.20	7.20
5		Sugin Yarinar	-	7.90	9.00	7.70	7.80	7.20	7.20
6		Koker Bagh	-	7.60	8.50	7.70	7.80	7.20	7.20
7	Drang	Drang	-	7.80	9.00	7.20	7.20	5.10	5.10
8		Kangri Pora	-	7.80	8.50	7.20	7.20	5.10	5.10
9		Habber Dard	-	6.20	8.00	5.10	5.10	5.10	5.10
10		Lassipora Charihara	-	5.90	7.30	5.10	5.10	4.40	4.40
11	Sitaharan	Sitaharan	-	8.50	9.60	7.00	7.00	7.00	7.00
12		Khahi Pora	-	8.50	9.00	7.20	7.20	4.40	4.40
13		Lachaman Pora	-	5.30	6.20	5.10	5.10	4.40	4.40
14		Sochal Pathri	-	6.10	7.30	5.70	5.70	5.70	5.70
15		Bata Pora	-	5.90	7.10	5.10	5.10	4.40	4.40
16		Chaker Pora	-	5.30	6.40	5.10	5.10	4.40	4.40
17		Uder Khod Lasipora	-	8.30	9.60	7.50	7.50	5.70	5.70
18	Mala Pora	Mala Pora	-	7.50	9.00	7.20	7.20	5.60	5.70
19		Rawath Pora	-	5.60	6.70	5.10	5.10	5.10	5.10
20		Kanchatipora	-	5.30	6.20	5.10	5.10	4.40	4.40
21		Khan Pora	-	7.90	9.00	7.20	7.20	4.40	4.40
22		Zoogi Pora	-	8.00	9.20	7.70	7.70	7.00	7.00
23		Khanday Pora	-	7.80	9.00	7.20	7.20	7.00	7.00
24		Khawaja Gund	-	6.50	8.00	5.60	5.60	4.20	4.20
25	Hamchi Pora	Hamchi Pora	-	5.30	6.70	4.90	4.90	4.10	4.10
26		Alamnag	-	8.50	9.50	8.10	8.10	7.50	7.50
27		Nagbal	-	7.60	8.70	7.20	7.20	7.20	7.20
28		Trapay	-	7.60	8.70	7.20	7.20	7.20	7.20
29		Poshkar	-	8.80	9.50	8.10	8.10	7.50	7.50

*[Handwritten signature]*  
7AS

*[Handwritten signature]*  
27/09/20

*[Handwritten signature]*  
Executive Officer  
Municipal Committee  
Khansahib

30		Lawahi Pora	-	7.90	9.00	7.20	7.20	5.10	5.10
31	Hardu Surish	Hardu Surish	-	12.70	14.10	9.10	9.10	9.90	9.90
32		Nasser Pora	-	12.10	14.10	9.90	9.90	9.90	9.90
33		Loki Pora	-	7.90	8.50	7.20	7.20	5.10	5.10
34		Dalwash Khurdh	-	8.50	9.50	7.30	7.30	7.20	7.20
35		Peth Sharan	-	6.00	7.10	5.10	5.10	4.40	4.40
36		Panjlyari	-	5.90	7.00	5.10	5.10	4.40	4.40
37		Ramdar Chackpora	-	7.90	8.90	7.20	7.20	5.10	5.10
38	Palpora	Palpora	-	11.30	12.50	10.20	10.20	10.20	10.20
39		Bamurada	-	12.50	13.40	11.50	11.50	10.40	10.40

Handwritten signature in blue ink.

Handwritten signature in black ink.

Handwritten number '99' in blue ink.

Executive Officer  
Municipal Committee  
Khansahib

Handwritten signature in blue ink.

Handwritten signature in black ink.


Handwritten signature in green ink.

8. Tehsil Narbal									
S.No	Patwar Halqa	Name of the Village	Mohalla / Khait / Taraf etc	Residential	Commercial	Irrigated		Un-Irrigated	
						Agriculture	Horticulture	Agriculture	Horticulture
1	SoziethGoriPora	Sozieth-GoriPora (Rural)	-	-	-	35.70	37.30	27.20	30.50
2		Narbal	Bazar Mohalla	50.90	59.40	35.70	37.30	27.20	30.50
			PethPora	42.50	50.90	35.70	37.30	27.20	30.50
			Syed Mohalla	42.50	50.90	35.70	37.30	27.20	30.50
			Sundarabad	42.50	50.90	35.70	37.30	27.20	30.50
3		Jawherpora	Mukdum Mohalla	42.50	50.90	35.70	37.30	27.20	30.50
			MehdiAbad	59.40	68.00	35.70	35.70	29.50	33.10
			Arfeen Colony	59.40	68.00	29.80	35.70	29.50	33.10
4		Yarigund	-	21.00	23.50	19.60	19.60	13.90	15.30
5		Gundi- Khalel	Gundi- Khalel	27.20	30.50	25.50	22.10	21.30	22.10
6	Wadwan	GutaPora	Main Gutapora	22.10	27.20	16.60	20.20	12.90	16.60
			Churpora	22.10	27.20	15.30	15.30	15.30	15.30
7		wadwan	Mudigar Mohalla	30.90	34.00	15.50	18.60	12.40	15.50
			Malik Mohalla	34.10	38.70	15.50	18.60	12.40	15.50
			Asthan Mohalla	34.00	38.70	15.50	18.60	12.40	15.50
			Armuna	30.90	34.00	15.50	18.60	12.40	15.50
			KhushahalPora	27.90	30.90	15.50	18.60	12.40	15.50
			Kar Mohgalla	27.90	30.90	14.10	18.60	14.10	14.10
			Danger Mohalla	30.90	34.00	15.50	18.60	12.40	15.50
			Kutwach Mohalla	30.90	34.00	15.50	18.60	12.40	15.50
			Pati Chanibal	15.10	16.30	8.70	9.80	7.70	9.20
8	Kawoosa Jagir	Kawoosa Jagir	Check- Kawoosa	38.70	46.50	23.30	26.30	17.20	18.60
			Chinar Colony	46.50	46.70	26.30	26.30	17.20	18.60
			Pati Nowpora	15.50	18.60	12.40	14.10	12.40	14.10
			Pati- Archanderhama	15.50	18.60	12.40	14.10	12.40	14.10
			Pati Mazhama	37.60	39.90	22.70	25.30	16.80	17.80
			Pati Kawosa Khalisa	37.60	39.90	22.70	25.30	16.80	17.80
			Pati Chanibal	15.10	16.30	8.70	9.80	7.70	9.20

9as  




99

  
 Executive Officer  
 Municipal Committee  
 Khanshab


			Pati Merch emar	16.20	18.30	9.70	10.80	8.70	10.30	
			pati Gagarpora	37.80	39.90	12.90	14.60	9.80	11.30	
			Pati Baliharana	15.10	17.30	10.80	10.80	10.30	10.30	
			Pati Nooripora	16.20	17.30	10.80	12.40	10.30	11.30	
			Pati Arampora	15.10	17.30	8.70	9.80	7.70	9.20	
			Pti Habak tangu	15.10	17.30	8.70	9.80	7.70	9.20	
			Pati Purni-shudershah	15.50	18.60	13.40	14.10	12.40	14.10	
9	Kawoosa Khalisa	Kawoosa Khalisa	Golpora	30.90	34.00	21.70	25.90	15.50	18.60	
				BonaPora	38.70	54.10	21.70	25.90	15.50	18.60
				KhanPora	27.90	30.90	21.70	25.90	15.50	18.60
10		Nowpora Payeen	Nowpora Payeen	23.30	27.90	15.50	18.60	12.40	15.50	
11	Rossu		Check Mohalla	23.30	27.90	15.50	18.60	12.40	15.50	
			Gamander	23.30	27.90	15.50	18.60	12.40	15.50	
			Apora Khah	23.30	27.90	12.90	18.60	12.40	15.50	
			Makdum Mohalla	23.30	27.90	15.50	18.60	12.40	15.50	
12		Lahoori-Check	Lohoori-Check	14.10	17.10	7.90	10.90	7.90	10.90	
13		Hardoo-Waminoo	Hardu-Wamenoo	14.10	17.10	7.90	10.90	7.90	10.90	
14	Aarath	Chewa	Chewa	23.30	27.90	14.10	18.60	12.40	15.50	
15			Aarath	Danger Mohalla	34.00	38.70	15.50	15.50	14.10	14.10
				Makdum Mohalla	27.90	30.90	15.50	18.60	12.40	15.50
				ShuturPora	30.90	34.00	15.50	18.60	12.40	15.50
16	Chedabugh	Chedabug	Chedabugh	23.30	26.30	15.50	18.60	12.40	15.50	
17		Nadigam	Nadigam	23.30	26.30	15.50	18.60	12.40	15.50	

mas

*[Handwritten signature]*

*[Handwritten signature]*

99

*[Handwritten signature]*  
 Officer  
 Municipal  
 Kawasahib

*[Handwritten signature]*

9. Tehsil Beerwah									
S.No	Patwar Halqa	Name of the Village	Mohalla / Khait / Taraf etc	Residential	Commercial	Irrigated		Un-Irrigated	
						Agriculture	Horticulture	Agriculture	Horticulture
1		BEERWAH (Rural)	-	-	-	11.80	11.80	11.20	11.80
2		ARWAH	BUNPORA	15.30	18.30	9.40	9.40	8.30	9.40
			BHAT MOHALLA	15.30	18.30	9.40	9.40	8.30	9.40
			UPPER COLONY	14.10	18.30	9.40	9.40	8.30	9.40
3	CHEWDARA	CHEWDARA	BAGH MOHALLA	22.30	24.70	9.40	10.60	8.90	10.10
			MIR MOHALLA	19.90	24.70	9.40	10.60	8.90	10.10
			BABA PORA	14.10	15.30	9.40	10.60	8.90	10.10
4		CHEKIDEWAN	CHEKIDEWAN	10.80	14.00	10.30	10.20	10.30	10.30
5		WANI HAMA	-	10.80	14.00	9.20	9.20	9.20	9.20
6		DRAGAR	-	10.80	14.00	10.30	10.20	10.30	10.30
7		MULA MUCHHAMA	-	10.10	11.20	6.50	7.80	6.50	7.80
8	RATSUN	RUTSUN	AQLIDARAN PORA	14.80	17.60	9.40	10.60	7.80	8.30
			AHALDARL PORA	14.80	17.60	9.40	10.60	7.80	8.30
			MAL PORA	14.80	17.60	9.40	10.60	7.80	8.30
			DANGERPORA	14.80	17.60	9.40	10.60	7.80	8.30
9		OHANGAM	BUN PORA	11.70	15.30	8.90	9.40	7.40	8.30
			BAGH PORA	10.60	15.30	8.90	9.40	7.40	8.30
			MUQDAM PORA	12.90	15.30	8.90	9.40	7.40	8.30
10	ARIPANTHAN	ARIPANTHAN	BUYI HAMA	17.10	23.50	10.60	12.90	8.30	10.60
			THUSI PORA	15.30	23.50	10.60	12.90	8.30	10.60
			BUNPORA	15.30	23.50	10.60	12.90	8.30	10.60
			POTHPORA	16.50	23.50	10.60	12.90	8.30	10.60
11		HAZERPORA	HAZERPORA	17.10	21.20	11.20	12.90	8.30	10.10
12		WARIHAMA	WARIHAMA	16.50	17.60	11.20	12.90	8.30	10.10
13		KANDI HAMA	KANDI HAMA	13.50	13.50	9.40	10.60	8.30	10.10
			BUNPORA	13.50	18.20	9.40	10.60	8.30	10.10
			PETHPORA	13.50	18.20	9.40	10.60	8.30	10.10
			NEW COLONY	17.60	19.90	9.40	10.60	8.30	10.10
		GAMBOORA	GAMBOORA	14.20	14.10	9.40	10.60	8.30	10.10

7as  
Cullis

Chang

99

Executive Officer  
Municipal Committee  
Khansahib

J. H. J.

J. H. J.

9



14			KAMBAY MOHALLA	14.20	14.80	8.90	11.20	7.80	10.10
			SHAH MOHALLA	17.60	18.80	8.90	11.20	7.80	10.10
			MUQDAM MOHALLA	16.50	19.90	8.90	11.20	7.80	10.10
15	ISKANDERPORA	ISKANDERPORA	ISKANDERPORA	14.20	17.60	7.80	9.40	6.50	9.40
			ASTAN PORA	14.20	17.60	7.80	9.40	6.50	9.40
			BUN PORA	12.90	15.30	7.80	9.40	6.50	9.40
			MUQDAMPORA	15.30	17.60	7.80	9.40	6.50	9.40
16		ICHIHAMA	ICHIHAMA	13.40	16.90	7.30	9.00	6.20	9.00
			DANGER MOHALLA	13.40	16.90	6.70	9.00	6.70	9.00
			SIKH MOHALLA	13.40	16.90	6.70	9.00	6.70	9.00
			SAIDWANI	15.20	17.90	6.70	9.00	6.70	9.00
17		PIR PORA	PIR PORA	10.60	12.90	4.70	7.10	4.70	7.10
18	LALPORA	LALPORA	PETHPORA	12.90	15.30	10.60	11.70	9.40	11.20
			BUN PORA	11.70	12.90	10.60	11.70	9.40	11.20
			WANI MOHALLA	14.10	15.30	10.60	11.70	9.40	11.20
19		KALIPORA	KALIPORA	10.20	11.70	9.50	10.70	8.50	9.00
20		NASSU	NASSU	11.20	12.40	8.50	9.00	8.00	8.50
21		NURSINGPORA	NURSINGPORA	12.40	13.40	8.50	9.50	8.00	9.30
			SUNNI MOHALLA	12.40	13.40	8.50	9.50	8.00	9.30
			SIKH MOHALLA	12.40	13.40	8.50	9.50	8.00	9.30
22		GORIPORA	GURIPORA (PROPER)	15.30	16.50	10.60	11.70	10.60	11.20
			GOHLAR	14.10	15.30	10.60	11.70	10.60	11.20
23	MULSHULLA	MULSHULLA	MULSHULLA	10.80	11.90	9.20	9.20	9.20	9.20
24		MAAM	MAAM	10.80	11.90	9.20	9.20	9.20	9.20
25		CHARANGAM	CHARANGAM	13.40	15.70	9.00	9.00	5.70	6.70
26		POONCHGUND	POONCHGUND	13.40	15.70	9.00	9.00	5.70	6.70
27		DEGIMULIGUND	DEGIMULIGUND	9.00	9.50	5.70	6.70	5.00	6.20
28		BONHAMA	BONHAMA (MUSLIMPATI)	11.70	12.40	8.00	8.50	6.70	8.50
			BONHAMA (SIKH PATI)	11.70	12.40	8.00	8.50	6.70	8.50
29		NIJLOO	NIJLOO	8.90	10.10	8.30	8.90	5.90	8.30
30	SAIL	SAIL	SAIL PROPER	14.80	20.70	9.10	10.60	6.50	8.30

705

90

Executive Officer  
Municipal Comm...  
Khansahib

		PATI SAIL	10.60	13.20	9.10	10.60	6.50	8.30				
31		KANIGUND	KANIGUND	10.60	13.20	7.10	9.10	6.50	8.30			
32		MASHAN	MASHAN	9.10	13.20	7.10	8.30	6.50	8.30			
33		BONZANIGAM	DANGERPORA	14.80	20.20	9.10	10.60	6.20	8.30			
			KHARPORA	14.80	20.20	9.10	10.60	6.20	8.30			
34		PETHZANIGAM	PETHZANIGAM	14.80	20.20	9.10	10.60	6.50	8.30			
35		HARDILANTNO	HARDILANTNO	10.60	11.70	7.10	8.30	6.50	8.30			
36		PAKHARPORA	PAKHARPORA	11.70	12.90	7.10	8.30	6.50	8.30			
37	SONPAH	SONPAH	BONPORA	19.20	23.70	11.50	16.00	7.10	14.40			
			CHALPORA	19.20	23.70	11.50	16.00	7.10	14.40			
			MALIK MOHALLA	19.20	23.70	11.50	16.00	7.10	14.40			
			KHATIRUNA	14.50	17.60	11.50	16.00	7.10	14.40			
38		ATINOO	MUSLIM PATI	9.10	12.10	7.10	7.80	4.70	6.50			
			SIKH PATI	9.10	12.10	7.10	7.80	4.70	6.50			
39		PETHKOOT	PETHLOOT	9.10	12.10	7.10	7.80	4.70	6.50			
40		NAJIN	NAJIN	13.20	16.20	9.10	12.00	7.80	10.60			
41		SHOLIGUND	SHOLIGUND	9.10	10.60	6.20	7.10	4.40	6.20			
42	KUNDOORA	KANDOORA	MIR MOHALLA	12.90	15.30	8.30	9.10	4.70	5.90			
			Hanji Lawaypora	HAJAM MOHALLA	10.30	15.30	8.30	9.10	4.70	5.90		
				CHANA MOHALLA	10.30	15.30	8.30	9.10	4.70	5.90		
			RANKIPORA	RANKIPORA	12.30	13.50	7.10	8.30	6.50	7.10		
			CHERE KHUN	CHERE KHUN	9.50	12.90	7.30	8.70	4.50	5.70		
			LAR BAL	LAR BAL	10.90	12.90	7.30	8.70	4.50	5.70		
			UTTERPORA	UTTERPORA	11.20	12.40	7.30	8.50	4.50	5.70		
			DACHAN	DACHAN	11.20	12.40	7.30	8.50	4.50	5.70		
			AALAM GUCHO	AALAM GUCHOO	8.50	12.40	5.70	6.20	4.00	4.50		
			PANDOW PORA	PANDOW PORA	6.70	12.40	4.50	5.70	4.00	5.00		
			ZABI GULL	ZABI GULL	9.00	11.20	5.70	6.70	4.00	5.00		
			HARAN JGURO	HARANJ GURO	9.00	10.10	5.90	7.10	4.20	5.30		
			GUNJ LAL PORA	GUNJ LAL PORA	9.00	10.10	5.90	7.10	4.20	5.30		
			54	GONDIPORA	GUNDIPORA	GUNDIPORA	12.40	17.10	8.00	9.40	6.70	8.90
						HOSPITAL MOHALLA	12.40	17.10	8.00	9.40	6.70	8.90
						BON MOHALLA	10.10	11.70	8.00	9.40	6.70	8.90

7as

99

 99  
 Executive Officer  
 Municipal  
 Kharasahib

		BUS STAND	12.40	17.10	8.00	9.40	6.70	8.90	
		MOHALLA							
		DANSEERA	10.60	12.90	8.00	9.40	6.70	8.90	
55		NARWARA	NARWARA	8.90	11.20	6.50	7.80	4.20	7.80
56		MIRI PORA	MIRI PORA	8.90	11.20	6.50	7.80	4.20	7.80
57		HAYATPORA	HAYATPORA	10.10	11.20	7.10	7.80	5.40	7.80
58	PAHARTHAN	PAHATRHAN	PAHARTHAN	9.60	11.00	6.90	8.30	4.80	6.20
59		CHEKI PAHARTHAN	CHEKI PAHARTHAN	9.60	11.20	6.90	8.30	4.80	6.20
60		DANAS	DANAS	9.60	11.20	6.90	8.30	4.80	6.20
61		CHEKI DANAS	CHEKI DANAS	9.60	11.20	6.90	8.30	4.80	6.20
62		GUNDE GUMDAR	GUNDE GUM DAR	9.60	11.20	6.90	8.30	4.80	6.20
63		SANGAM PORA	SANGAM PORA	9.60	11.20	6.90	8.30	4.80	6.20
64		LASIPORA	LASIPORA	9.60	11.20	6.90	8.30	4.80	6.20
65		CHURMUJROO	CHURMUJROO	11.00	12.40	6.90	8.30	5.50	6.90
66		CHANTHAN CHEKPORA	CHANTHAN CHEKPORA	11.00	12.40	6.90	9.60	5.50	6.90
		BONPORA	BONPORA	12.40	16.50	6.90	9.60	5.50	6.90
67	UTLIGAM	UTLIGAM	ZARGAR MOHALLA	12.90	16.50	8.60	10.30	6.20	7.40
			BONPORA	12.90	16.50	8.60	10.30	6.20	7.40
			PETHPORA	12.90	16.50	8.60	10.30	6.20	7.40
68		RANIPORA	RANIPORA	12.40	15.70	8.20	9.90	5.90	7.10
69		SUCHAN BANIT	SUCHAN BANIT	11.20	12.90	6.70	7.30	4.50	6.70
70		BASIPORA	BASIPORA	10.20	12.90	6.70	7.30	4.50	6.70
71		SAIHAMA	SAIHAMA	9.30	10.20	6.70	7.30	4.50	6.70
72		GAMPORA	GAMPORA	10.70	12.90	6.70	7.30	4.50	6.70
73		BAPATH	BAPATH	10.70	12.90	6.70	7.30	4.50	6.70
74		MALPORA SEH KANO	MALPORA SEH KANO	8.30	10.20	5.70	6.70	2.80	4.50
75	QUMROO	QUMROO	QUMROO	14.80	20.70	10.60	12.10	7.80	9.10
76		WARA GAM	WARAGAM SUNI PATI	10.60	13.20	7.80	9.10	6.20	7.80
			WARAGAM SHIA PATI	10.60	13.20	7.80	9.10	6.20	7.80
77	HUKH LATRI	HUKH LATRI	HUKHLATRI	9.50	11.40	5.70	6.70	4.50	5.70
78		CHAKI HUKH LATRI	CHAK HUKH LATRI	9.40	11.20	5.70	6.70	4.50	5.70

703

C. M. D.

C. M. D.

90

Officer  
Munim  
Khansahib

9/11/11

9/11/11

  
1. Executive Officer  
Municipal Council  
Budgam


  
2. Executive Officer  
Municipal Committee  
Ghadoora

  
3. Executive Officer  
Municipal Committee  
Khansahib

  
4. Executive Officer  
Municipal Committee  
Beerwah

  
5. Executive Officer  
Municipal Committee  
Magam

  
6. Executive Officer  
Municipal Committee  
Charar-i-Sharief

  
7. Divisional Forest  
Officer Budgam  
(Member)

  
8. Assistant Commissioner  
Panchayat Budgam  
(Member)

  
9. Executive Engineer (R&B) Division  
Budgam

  
10. General Manager  
DIC Budgam  
(Member)

  
11. Addl. Deputy Commissioner  
District Registrar Budgam  
(Convenor)

  
12. Deputy Commissioner  
(Collector) Budgam  
(Chairperson)